September 2026

Tyler County Treasurer's Report

INCLUDING MONTHLY INVESTMENT REPORT

SUBMITTED TO COMMISSIONER'S COURT BY LEANN MONK, TYLER COUNTY TREASURER

Table of Contents

Treasurer's Report -	Sect. 1
FNB Jasper Demand Accounts -	Sect. 2
Investment Report -	Sect. 3
Income/Expense Report –	Sect. 4
Additional Income Report -	Sect. 5
Signatures	Sect. 6

Section 1

Treasurer's Report

Section 2

Demand Accounts

(First State Bank, Livingston)

Tyler County, TX

Treasurers Report

Summary

Date Range: 08/01/2026 - 08/31/2026

Fund	Beginning Cash Balance	Revenues	Expenses	Net Change Assets	Net Change Liabilities	Calculated Ending Balance	Actual Ending Balance	Calculated - Actual Ending
010 - GENERAL FUND	0.00	390,285.86	1,158,789.20	0.00	172,214.22	-940,717.56	0.00	-940,717.56
011 - ADVALOREM TAXES CLEARING	0.00	0.00	0.00	0.00	0.00	0.00	0.00	0.00
012 - TC CHAPTER 19	5,589.85	0.00	0.00	0.00	0.00	5,589.85	5,589.85	0.00
015 - RESTITUTION - COUNTY CLERK	0.00	0.00	0.00	0.00	0.00	0.00	0.00	0.00
016 - TC COLLECTION SP	0.00	0.00	0.00	0.00	0.00	0.00	0.00	0.00
020 - GENERAL ROAD & BRIDGE (County Special)	0.00	63,794.09	63,794.09	0.00	0.00	0.00	0.00	0.00
021 - ROAD & BRIDGE I	0.00	35,425.05	149,733.86	0.00	11,143.25	-125,452.06	0.00	-125,452.06
022 - ROAD & BRIDGE II	0.00	36,781.88	197,978.55	0.00	11,394.04	-172,590.71	0.00	-172,590.71
023 - ROAD & BRIDGE III	0.00	42,269.28	112,252.35	0.00	17,490.72	-87,473.79	0.00	-87,473.79
024 - ROAD & BRIDGE IV	0.00	37,023.86	79,745.26	0.00	12,733.76	-55,455.16	0.00	-55,455.16
025 - TYLER CO AIRPORT	0.00	23,464.41	28,572.47	0.00	384.74	-5,492.80	0.00	-5,492.80
026 - TYLER CO. RODEO ARENA/FAIRGRND	0.00	11,597.25	818.17	0.00	0.00	10,779.08	0.00	10,779.08
027 - MIT HAZARD MITIGATION PLANS GRANT	0.00	0.00	0.00	0.00	0.00	0.00	0.00	0.00
028 - ECONOMIC DEVELOPMENT	0.00	2,805.42	0.00	0.00	0.00	2,805.42	0.00	2,805.42
029 - BENEVOLENCE FUND	0.00	274.18	0.00	0.00	0.00	274.18	0.00	274.18
030 - DIST CL'K STATE APPROP	0.00	175.97	0.00	0.00	0.00	175.97	0.00	175.97
031 - COUNTY CLERK RMP	0.00	7,867.54	0.00	0.00	0.00	7,867.54	0.00	7,867.54
032 - C D A FORFEITURE	0.00	33.61	0.00	0.00	0.00	33.61	0.00	33.61
033 - SHERIFF FORFEITURE	0.00	140.18	9,866.39	0.00	0.00	-9,726.21	0.00	-9,726.21
034 - DISTRICT CLERK RMP	0.00	38,338.82	82,304.00	0.00	0.00	-43,965.18	0.00	-43,965.18
035 - AMERICAN RESCUE PLAN ACT FUNDING	0.00	0.00	0.00	0.00	0.00	0.00	0.00	0.00
036 - LIBRARY FUND	0.00	7,965.37	2,493.85	0.00	0.00	5,471.52	0.00	5,471.52
037 - T C COLLECTION CENTER	0.00	0.00	0.00	0.00	0.00	0.00	0.00	0.00
038 - VIOLENCE AGAINSTWOMEN SPEC PR	0.00	0.00	0.00	0.00	0.00	0.00	0.00	0.00
039 - TXCDBG SMALL BUSINESS LOAN PRJ	0.00	0.00	0.00	0.00	0.00	0.00	0.00	0.00
040 - TXCDBG WATER IMPROVEMENTS GRAN	0.00	0.00	0.00	0.00	0.00	0.00	0.00	0.00
041 - PEACE OFFICER SERVICE FEES	0.00	3,230.25	2,182.22	0.00	0.00	1,048.03	0.00	1,048.03
042 - HAVA GRANT/CARES ACT	0.00	103.33	0.00	0.00	0.00	103.33	0.00	103.33
043 - JAIL INTEREST & SINKING	407,062.19	1,063.92	6,541.50	0.00	0.00	401,584.61	401,584.61	0.00
044 - COURTHOUSE SECURITY	0.00	27,892.73	7,654.63	0.00	3,081.30	17,156.80	0.00	17,156.80
045 - COUNTY-RMP	0.00	1,287.01	0.00	0.00	0.00	1,287.01	0.00	1,287.01
046 - RESTITUTION (DISTRICT CLERK)	0.00	749.41	0.00	0.00	0.00	749.41	0.00	749.41
047 - COUNTY-WIDE RIGHT-OF-WAY FUNDB	0.00	4.65	0.00	0.00	0.00	4.65	0.00	4.65
048 - EMERGENCY DISASTER RELIEF	0.00	-1,861.54	151,440.00	0.00	0.00	-153,301.54	0.00	-153,301.54
049 - C D A TRUST	0.00	59.67	0.00	0.00	0.00	59.67	0.00	59.67
050 - C D A FEES	0.00	0.05	0.00	0.00	0.00	0.05	0.00	0.05
051 - CDA STATE APPROPRIATIONS FUND	0.00	554.24	3,200.54	0.00	270.85	-2,917.15	0.00	-2,917.15

Fund	Beginning Cash Balance	Revenues	Expenses	Net Change Assets	Net Change Liabilities	Calculated Ending Balance	Actual Ending Balance	Calculated - Actual Ending
052 - ALTERNATE DISPUTE RESOLUTION	0.00	174.45	0.00	0.00	0.00	174.45	0.00	174.45
053 - ADULT PROBATION	0.00	0.00	0.00	0.00	0.00	0.00	0.00	0.00
054 - JUVENILE PROBATION	0.00	43,407.74	34,420.82	0.00	8,621.95	364.97	0.00	364.97
055 - STATE-CRIM JUSTICE PLANNING	0.00	0.00	0.00	0.00	0.00	0.00	0.00	0.00
056 - STATE-JUDICIAL EDUCATION	0.00	0.00	0.00	0.00	0.00	0.00	0.00	0.00
057 - STATE-LEOCE	0.00	0.00	0.00	0.00	0.00	0.00	0.00	0.00
058 - STATE-JUVENILE DIVERSION	0.00	0.00	0.00	0.00	0.00	0.00	0.00	0.00
059 - STATE-CVC	0.00	0.00	0.00	0.00	0.00	0.00	0.00	0.00
060 - STATE-OCLF INSURANCE	0.00	0.00	0.00	0.00	0.00	0.00	0.00	0.00
061 - STATE-DPS ARREST FEE	0.00	0.00	0.00	0.00	0.00	0.00	0.00	0.00
062 - STATE-COMP REHABILITAT'N	0.00	0.00	0.00	0.00	0.00	0.00	0.00	0.00
063 - STATE-GENERAL REVENUE	0.00	0.00	0.00	0.00	0.00	0.00	0.00	0.00
064 - STATE-LAW ENFORCEMENT MGT	0.00	0.00	0.00	0.00	0.00	0.00	0.00	0.00
065 - STATE-BREATH ALCOHOL TEST	0.00	0.00	0.00	0.00	0.00	0.00	0.00	0.00
066 - STATE-LEOA	0.00	0.00	0.00	0.00	0.00	0.00	0.00	0.00
067 - STATE-TLFTA	0.00	0.00	0.00	0.00	0.00	0.00	0.00	0.00
068 - STATE-TIME PAYMENT	0.00	0.00	0.00	0.00	0.00	0.00	0.00	0.00
069 - STATE-FUGITIVE APPREHENSION	0.00	0.00	0.00	0.00	0.00	0.00	0.00	0.00
070 - STATE-CONSOLIDATED COURT COSTS	0.00	0.00	0.00	0.00	0.00	0.00	0.00	0.00
071 - STATE-JUVENILE CRIME & DELINQ	0.00	0.00	0.00	0.00	0.00	0.00	0.00	0.00
072 - TYLER COUNTY SEACH & RESCUE	0.00	0.00	0.00	0.00	0.00	0.00	0.00	0.00
073 - JUSTICE COURT TECHNOLOGY FUND	0.00	0.73	0.00	0.00	0.00	0.73	0.00	0.73
074 - HOMELAND SECURITY	0.00	173.92	0.00	0.00	0.00	173.92	0.00	173.92
075 - STATE - CORR MGT INST TX/CRIM JUST CTR	0.00	35.40	0.00	0.00	0.00	35.40	0.00	35.40
076 - EMERGENCY OPERATIONS CENTER	0.00	0.00	0.00	0.00	0.00	0.00	0.00	0.00
077 - STATE-CHILD SAFETY SEAT & SEAT BELT VIOLATIONS	0.00	38,508.63	12,213.42	0.00	3,642.25	22,652.96	0.00	22,652.96
078 - STATE-TRAFFIC FEE	0.00	0.00	0.00	0.00	0.00	0.00	0.00	0.00
079 - STATE-BAIL BOND FEE	0.00	0.00	0.00	0.00	0.00	0.00	0.00	0.00
080 - STATE-EMS TRAUMA FUND	0.00	0.00	0.00	0.00	0.00	0.00	0.00	0.00
081 - STATE-SEXUAL ASSAULT PROGRAM	0.00	0.00	0.00	0.00	0.00	0.00	0.00	0.00
082 - STATE-SUBSTANCE ABUSE FELONY	0.00	0.00	0.00	0.00	0.00	0.00	0.00	0.00
083 - STATE-DNA TESTING FEE	0.00	0.00	0.00	0.00	0.00	0.00	0.00	0.00
084 - STATE-CHILD ABUSE PREVENTION F	0.00	0.00	0.00	0.00	0.00	0.00	0.00	0.00
085 - STATE-JUDICIAL SUPPORT FEES	0.00	0.00	0.00	0.00	0.00	0.00	0.00	0.00
086 - STATE - JURY REIMBURSEMENT FEE	0.00	0.00	0.00	0.00	0.00	0.00	0.00	0.00
087 - CVA COORDINATING TEAM	0.00	0.00	0.00	0.00	0.00	0.00	0.00	0.00
088 - TJPC-TITLE IVE FUND	0.00	128.83	0.00	0.00	0.00	128.83	0.00	128.83
089 - TYLER COUNTY NUTRITION CENTER	0.00	30,432.73	15,933.91	0.00	2,731.46	11,767.36	0.00	11,767.36
090 - STATE-SPECIALTY COURT PROGRAM	0.00	0.00	0.00	0.00	0.00	0.00	0.00	0.00
091 - TXCDBG DISASTER RECOVERY PROJE	0.00	0.00	0.00	0.00	0.00	0.00	0.00	0.00
092 - '07 TXCDBG FLOOD DISASTER PROJ	0.00	0.00	0.00	0.00	0.00	0.00	0.00	0.00
093 - PAYROLL ACCOUNT	0.00	0.00	0.00	53,567.79	0.00	-53,567.79	-53,567.79	0.00
094 - STATE - INDIGENT DEFENSE FUND	0.00	0.00	0.00	0.00	0.00	0.00	0.00	0.00

Treasurers Report

Date Range: 08/01/2026 - 08/31/2026

Fund	Beginning Cash Balance	Revenues	Expenses	Net Change Assets	Net Change Liabilities	Calculated Ending Balance	Actual Ending Balance	Calculated - Actual Ending
095 - STATE- APPELLATE JUDICIAL FUND	0.00	0.00	0.00	0.00	0.00	0.00	0.00	0.00
096 - CHILD WELFARE BOARD FUND	0.00	42.43	0.00	0.00	0.00	42.43	0.00	42.43
097 - CHILD SAFETY FUND	0.00	2,360.80	-3,408.23	0.00	52.70	5,715.53	0.00	5,715.53
098 - TC DISASTER PROJECT ROUND II	0.00	0.00	0.00	0.00	0.00	0.00	0.00	0.00
099 - TDA WATER IMPROVMENTS CDV21-0384	0.00	0.00	0.00	0.00	0.00	0.00	0.00	0.00
100 - DETCOG SOCIAL SERVICES BLOCK G	0.00	0.00	0.00	0.00	0.00	0.00	0.00	0.00
101 - SUPPLEMENT COURT QUARDIANSHIP	0.00	270.13	0.00	0.00	0.00	270.13	0.00	270.13
102 - WATER IMPROVEMENT-TC WATER SUPPLY 7220470	0.00	0.00	0.00	0.00	0.00	0.00	0.00	0.00
103 - DISTRICT COURT CRIMINAL TECHNOLOGY FUND	0.00	132.12	0.00	0.00	0.00	132.12	0.00	132.12
104 - Harvey Round 1 (CDBG) 20-065-087-C248	0.00	0.00	0.00	0.00	0.00	0.00	0.00	0.00
105 - CDBG GLO-22-119-009-D419	0.00	0.00	0.00	0.00	0.00	0.00	0.00	0.00
106 - HURRICAN HARVEY ROUND 1 DRS-4332	0.00	0.00	0.00	0.00	0.00	0.00	0.00	0.00
107 - CDBG LOCAL BUYOUT/AQUISITION PROGRAM	0.00	0.00	0.00	0.00	0.00	0.00	0.00	0.00
108 - TX CDBG SENIOR CITIZEN PROJECT	0.00	0.00	0.00	0.00	0.00	0.00	0.00	0.00
109 - DETCOG COMMUNICATIONS GRANT	0.00	0.00	0.00	0.00	0.00	0.00	0.00	0.00
110 - STATE MOVING VIOLATION FEES	0.00	0.00	0.00	0.00	0.00	0.00	0.00	0.00
111 - COURTHOUSE RESTORATION	0.00	3,808.94	0.00	0.00	0.00	3,808.94	0.00	3,808.94
112 - LEGISLATIVE SERVICES	0.00	2,993.34	0.00	0.00	0.00	2,993.34	0.00	2,993.34
113 - CIVIL FEES (ADULT PROBATION)	0.00	3.72	0.00	0.00	0.00	3.72	0.00	3.72
114 - ELECTED OFFICIALS FUND	0.00	500.00	15,500.00	0.00	0.00	-15,000.00	0.00	-15,000.00
115 - GRANT GLO 24-065-046-E538 STATE MID	0.00	0.00	0.00	0.00	0.00	0.00	0.00	0.00
116 - GRANT GLO 24-065-047-E539 HUD MID	0.00	1,230,663.40	1,161,768.40	0.00	0.00	68,895.00	0.00	68,895.00
980 - GENERAL FIXED ASSETS	0.00	0.00	0.00	0.00	0.00	0.00	0.00	0.00
999 - POOLED CASH	7,148,158.59	0.00	0.00	-53,868.55	0.00	7,202,027.14	6,688,906.99	513,120.15
Report Total:	**7,560,810.63**	**2,084,963.00**	**3,293,795.40**	**-300.76**	**243,761.24**	**6,108,517.75**	**7,042,513.66**	**-933,995.91**

Tyler County, TX

Bank Statement Register

Pooled Cash-Treasurer Account

Period 8/1/2026 - 8/31/2026

Packet: BRPKT01669

Bank Statement		General Ledger	
Beginning Balance	7,751,418.38	Account Balance	6,688,906.99
Plus Debits	2,794,194.02	Less Outstanding Debits	2,995.43
Less Credits	2,999,518.53	Plus Outstanding Credits	860,182.31
Adjustments	0.00	Adjustments	0.00
Ending Balance	7,546,093.87	Adjusted Account Balance	7,546,093.87

Statement Ending Balance	7,546,093.87
Bank Difference	0.00
General Ledger Difference	0.00

CASH BALANCE CONSISTS OF THE FOLLOWING GENERAL LEDGER ACCOUNTS

999-10100 Treasurer's Checking

Cleared Deposits

Item Date	Reference	Item Type	Description	Amount
08/03/2026	DEP0026915	Deposit	CLPKT09024 BG:Currency	14.92
08/03/2026	DEP0026918	Deposit	CLPKT09025 BG:Currency	2,858.62
08/03/2026	DEP0026921	Deposit	CLPKT09026 BG:Currency	1,500.00
08/03/2026	DEP0026924	Deposit	CLPKT09027 BG:Currency	5,895.00
08/03/2026	DEP0026927	Deposit	CLPKT09028 BG:Currency	748.00
08/03/2026	DEP0026930	Deposit	CLPKT09029 BG:Currency	1,016.00
08/03/2026	DEP0026933	Deposit	CLPKT09030 BG:Currency	164.00
08/03/2026	DEP0026936	Deposit	CLPKT09031 BG:Currency	493.00
08/03/2026	DEP0026939	Deposit	CLPKT09032 BG:Currency	501.00
08/03/2026	DEP0026945	Deposit	CLPKT09034 BG:Currency	99.00
08/03/2026	DEP0026948	Deposit	CLPKT09035 BG:Currency	25.00
08/04/2026	DEP0026951	Deposit	CLPKT09036 BG:Currency	8,388.00
08/04/2026	DEP0026954	Deposit	CLPKT09037 BG:Currency	12,764.95
08/04/2026	DEP0026960	Deposit	CLPKT09039 BG:Currency	50,000.00
08/04/2026	DEP0026966	Deposit	CLPKT09041 BG:Currency	56.00
08/04/2026	DEP0027094	Deposit	CLPKT09073 BG:Currency	25.00
08/05/2026	DEP0026969	Deposit	CLPKT09042 BG:Currency	268.90
08/05/2026	DEP0026972	Deposit	CLPKT09043 BG:Currency	747.25
08/05/2026	DEP0026975	Deposit	CLPKT09044 BG:Currency	459.20
08/05/2026	DEP0026978	Deposit	CLPKT09045 BG:Currency	2,167.55
08/05/2026	DEP0026981	Deposit	CLPKT09046 BG:Currency	1,134.87
08/05/2026	DEP0026984	Deposit	CLPKT09047 BG:Currency	417.28
08/05/2026	DEP0026995	Deposit	CLPKT09048 BG:Currency	400.00
08/05/2026	DEP0026998	Deposit	CLPKT09049 BG:Currency	60.00
08/05/2026	DEP0027001	Deposit	CLPKT09050 BG:Currency	2,750.00

Cleared Deposits

Item Date	Reference	Item Type	Description	Amount
08/05/2026	DEP0027028	Deposit	CLPKT09051 BG:Currency	1,737.40
08/05/2026	DEP0027031	Deposit	CLPKT09052 BG:Currency	129.00
08/05/2026	DEP0027034	Deposit	CLPKT09053 BG:Currency	1,020.00
08/05/2026	DEP0027037	Deposit	CLPKT09054 BG:Currency	8,602.00
08/05/2026	DEP0027097	Deposit	CLPKT09074 BG:Currency	50.00
08/06/2026	DEP0027040	Deposit	CLPKT09055 BG:Currency	60.00
08/06/2026	DEP0027043	Deposit	CLPKT09056 BG:Currency	93.60
08/06/2026	DEP0027091	Deposit	CLPKT09072 BG:Currency	400.00
08/06/2026	DEP0027100	Deposit	CLPKT09075 BG:Currency	25.00
08/07/2026	DEP0027076	Deposit	CLPKT09067 BG:Currency	83.00
08/07/2026	DEP0027088	Deposit	CLPKT09071 BG:Currency	21.00
08/07/2026	DEP0027184	Deposit	CLPKT09102 BG:Currency	2,500.00
08/10/2026	DEP0027046	Deposit	CLPKT09057 BG:Currency	210,547.69
08/10/2026	DEP0027049	Deposit	CLPKT09058 BG:Currency	40.00
08/10/2026	DEP0027052	Deposit	CLPKT09059 BG:Currency	12.50
08/10/2026	DEP0027055	Deposit	CLPKT09060 BG:Currency	100.00
08/10/2026	DEP0027058	Deposit	CLPKT09061 BG:Currency	12.50
08/10/2026	DEP0027061	Deposit	CLPKT09062 BG:Currency	12.50
08/10/2026	DEP0027064	Deposit	CLPKT09063 BG:Currency	12.50
08/10/2026	DEP0027067	Deposit	CLPKT09064 BG:Currency	486.72
08/10/2026	DEP0027070	Deposit	CLPKT09065 BG:Currency	25.00
08/10/2026	DEP0027073	Deposit	CLPKT09066 BG:Currency	2,360.96
08/10/2026	DEP0027079	Deposit	CLPKT09068 BG:Currency	173.00
08/10/2026	DEP0027082	Deposit	CLPKT09069 BG:Currency	326.58
08/10/2026	DEP0027085	Deposit	CLPKT09070 BG:Currency	195.96
08/10/2026	DEP0027103	Deposit	CLPKT09076 BG:Currency	524,174.77
08/10/2026	DEP0027106	Deposit	CLPKT09077 BG:Currency	68,895.00
08/11/2026	DEP0027109	Deposit	CLPKT09078 BG:Currency	408.76
08/11/2026	DEP0027114	Deposit	CLPKT09079 BG:Currency	1,058.00
08/11/2026	DEP0027117	Deposit	CLPKT09080 BG:Currency	1,061.00
08/11/2026	DEP0027120	Deposit	CLPKT09081 BG:Currency	341.00
08/11/2026	DEP0027123	Deposit	CLPKT09082 BG:Currency	82.00
08/11/2026	DEP0027126	Deposit	CLPKT09083 BG:Currency	657.45
08/11/2026	DEP0027129	Deposit	CLPKT09084 BG:Currency	5,595.75
08/11/2026	DEP0027138	Deposit	CLPKT09087 BG:Currency	687.45
08/11/2026	DEP0027153	Deposit	CLPKT09092 BG:Currency	25.00
08/11/2026	DEP0027165	Deposit	CLPKT09096 BG:Currency	21.00
08/11/2026	DEP0027180	Deposit	CLPKT09101 BG:Currency	6,625.00
08/12/2026	DEP0027132	Deposit	CLPKT09085 BG:Currency	200.00
08/12/2026	DEP0027135	Deposit	CLPKT09086 BG:Currency	85.00
08/12/2026	DEP0027156	Deposit	CLPKT09093 BG:Currency	25.00
08/13/2026	DEP0027141	Deposit	CLPKT09088 BG:Currency	48.00
08/13/2026	DEP0027144	Deposit	CLPKT09089 BG:Currency	3,061.10
08/13/2026	DEP0027147	Deposit	CLPKT09090 BG:Currency	198.00
08/13/2026	DEP0027150	Deposit	CLPKT09091 BG:Currency	1,435.10

Cleared Deposits

Item Date	Reference	Item Type	Description	Amount
08/13/2026	DEP0027159	Deposit	CLPKT09094 BG:Currency	50.00
08/14/2026	DEP0027162	Deposit	CLPKT09095 BG:Currency	50.00
08/14/2026	DEP0027169	Deposit	CLPKT09098 BG:Currency	21.00
08/14/2026	DEP0027172	Deposit	CLPKT09099 BG:Currency	96,484.19
08/17/2026	DEP0027174	Deposit	CLPKT09097 BG:Currency	125.00
08/17/2026	DEP0027177	Deposit	CLPKT09100 BG:Currency	750.00
08/17/2026	DEP0027196	Deposit	CLPKT09106 BG:Currency	136.00
08/18/2026	DEP0027187	Deposit	CLPKT09103 BG:Currency	650.00
08/18/2026	DEP0027199	Deposit	CLPKT09107 BG:Currency	78.00
08/18/2026	DEP0027230	Deposit	CLPKT09117 BG:Currency	75.00
08/18/2026	DEP0027236	Deposit	CLPKT09119 BG:Currency	21.00
08/19/2026	DEP0027190	Deposit	CLPKT09104 BG:Currency	396.50
08/19/2026	DEP0027193	Deposit	CLPKT09105 BG:Currency	144.00
08/19/2026	DEP0027202	Deposit	CLPKT09108 BG:Currency	170,037.84
08/19/2026	DEP0027205	Deposit	CLPKT09109 BG:Currency	33,633.00
08/19/2026	DEP0027208	Deposit	CLPKT09110 BG:Currency	5,016.00
08/19/2026	DEP0027211	Deposit	CLPKT09111 BG:Currency	89.66
08/19/2026	DEP0027214	Deposit	CLPKT09112 BG:Currency	33,615.24
08/19/2026	DEP0027217	Deposit	CLPKT09113 BG:Currency	783.31
08/19/2026	DEP0027220	Deposit	CLPKT09114 BG:Currency	3.60
08/19/2026	DEP0027226	Deposit	CLPKT09116 BG:Currency	150.00
08/19/2026	DEP0027233	Deposit	CLPKT09118 BG:Currency	50.00
08/20/2026	DEP0027239	Deposit	CLPKT09120 BG:Currency	113.99
08/20/2026	DEP0027242	Deposit	CLPKT09121 BG:Currency	72.00
08/21/2026	DEP0027245	Deposit	CLPKT09122 BG:Currency	80.95
08/21/2026	DEP0027248	Deposit	CLPKT09123 BG:Currency	25.00
08/24/2026	DEP0027251	Deposit	CLPKT09124 BG:Currency	62.00
08/24/2026	DEP0027254	Deposit	CLPKT09125 BG:Currency	171.00
08/24/2026	DEP0027260	Deposit	CLPKT09127 BG:Currency	25.00
08/25/2026	DEP0027257	Deposit	CLPKT09126 BG:Currency	73.00
08/25/2026	DEP0027263	Deposit	CLPKT09128 BG:Currency	25.00
08/26/2026	DEP0027266	Deposit	CLPKT09129 BG:Currency	72.00
08/27/2026	DEP0027269	Deposit	CLPKT09130 BG:Currency	79.88
08/27/2026	DEP0027272	Deposit	CLPKT09131 BG:Currency	53.00
08/27/2026	DEP0027275	Deposit	CLPKT09132 BG:Currency	427,045.94
08/27/2026	DEP0027281	Deposit	CLPKT09134 BG:Currency	25.00
08/28/2026	DEP0027278	Deposit	CLPKT09133 BG:Currency	634.41
08/28/2026	DEP0027296	Deposit	CLPKT09139 BG:Currency	57.00
08/31/2026	DEP0027290	Deposit	CLPKT09137 BG:Currency	1,000,000.00
08/31/2026	DEP0027302	Deposit	CLPKT09141 BG:Currency	25.00
			Total Cleared Deposits (110)	2,707,664.34

Cleared Checks

Item Date	Reference	Item Type	Description	Amount
02/11/2026	158283	Check	SHADY GROVE VOLUNTEER FIRE DEPT.	-150.00
02/25/2026	158410	Check	WHITWORTH, LEIGH ANN	-3.35
03/11/2026	158548	Check	TEXAS ASSOCIATION OF COUNTIES/EDUC	-200.00
05/13/2026	159190	Check	SCOTT MERRIMAN, INC.	-477.37
05/20/2026	159232	Check	CHAMPAGNE, VANCE EDWARD	-63.62
06/11/2026	159509	Check	CREWS, PAMELA RENEE' / DISTRICT CLER	-472.00
06/11/2026	159510	Check	CREWS, PAMELA RENEE' / DISTRICT CLER	-158.00
06/11/2026	159511	Check	CREWS, PAMELA RENEE'/REGISTRY PROCE	-1,582.15
06/11/2026	159515	Check	WEATHERFORD, BRYAN/TYLER COUNTY SH	-50.00
07/09/2026	159709	Check	PAM SHEFFIELD	-80.00
07/09/2026	159713	Check	TROY GRAY	-80.00
07/13/2026	159730	Check	CHARLES FORTENBERRY	-120.00
07/14/2026	159740	Check	DORVEE, DEXTER	-15.88
07/15/2026	159766	Check	EASON SERVICE CENTER	-44.00
07/15/2026	159767	Check	EASON SERVICE CENTER	-80.00
07/15/2026	159821	Check	SOUTHEAST TEXAS RC&D, INC.	-500.00
07/15/2026	159840	Check	UNITED AG & TURF	-49.16
07/16/2026	159847	Check	TEXAS DEPARTMENT OF LICENSING & REC	-20.00
07/21/2026	159849	Check	CCTHITA TRIBAL CHILD SUPPORT UNIT	-327.16
07/21/2026	159854	Check	TYLER COUNTY TAX ASSESSOR / COLLECT	-100.00
07/21/2026	159862	Check	AFLAC INSURANCE	-13,746.69
07/22/2026	159874	Check	ABLES-LAND, INC.	-33.50
07/22/2026	159879	Check	AT-SCENE LLC	-25,410.00
07/22/2026	159884	Check	BUCK, CHRIS	-645.00
07/22/2026	159886	Check	CHARTER COMMUNICATIONS (PITTSBURC	-6,836.70
07/22/2026	159887	Check	CONNECTIONS COUNSELING & PSYCHOLO	-400.00
07/22/2026	159889	Check	DEPARTMENT OF INFORMATION RESOURC	-57.44
07/22/2026	159891	Check	DIRECTV	-168.32
07/22/2026	159895	Check	EVERYTHING U	-100.90
07/22/2026	159896	Check	HCTRA-VIOLATIONS	-32.02
07/22/2026	159900	Check	KUENSTLE, CHRISTA NICOLE	-5,917.50
07/22/2026	159902	Check	MD ANDERSON CANCER CENTER	-214.00
07/22/2026	159904	Check	MD ANDERSON CANCER CENTER	-396.00
07/22/2026	159906	Check	MURRAY, KIMBERLY	-609.44
07/22/2026	159912	Check	QUILL CORPORATION	-31.77
07/22/2026	159913	Check	QUILL CORPORATION	-59.99
07/22/2026	159914	Check	QUILL CORPORATION	-473.34
07/22/2026	159915	Check	QUILL CORPORATION	-39.99
07/22/2026	159916	Check	QUILL CORPORATION	-84.75
07/22/2026	159917	Check	QUILL CORPORATION	-126.96
07/22/2026	159918	Check	QUILL CORPORATION	-31.89
07/22/2026	159919	Check	SAMES MOTOR COMPANY, INC.	-44,173.95
07/22/2026	159924	Check	SPARKLIGHT	-225.93
07/22/2026	159926	Check	SYSTEM ACCESS	-2,560.00
07/22/2026	159927	Check	TDCAA	-175.00

Cleared Checks

Item Date	Reference	Item Type	Description	Amount
07/22/2026	159929	Check	TEXAS DEPARTMENT OF STATE HEALTH SI	-137.25
07/22/2026	159931	Check	THOMSON REUTERS - WEST PAYMENT CEI	-1,044.00
07/27/2026	159938	Check	ALLEGIANCE MOBILE HEALTH	-16,666.66
07/27/2026	159939	Check	ALLEGIANCE MOBILE HEALTH	-16,666.66
07/27/2026	159940	Check	ALLEGIANCE MOBILE HEALTH	-16,666.66
07/28/2026	159942	Check	TEXAS MATERIALS GROUP, INC.	-206,644.12
07/29/2026	159943	Check	A T & T MOBILITY-CAROL STREAM	-158.09
07/29/2026	159944	Check	A T & T MOBILITY-CAROL STREAM	-36.98
07/29/2026	159945	Check	A T & T MOBILITY-CAROL STREAM	-98.70
07/29/2026	159946	Check	A T & T MOBILITY-CAROL STREAM	-152.92
07/29/2026	159947	Check	ALLEN, TERRY	-313.48
07/29/2026	159949	Check	AVATEL TECHNOLOGIES, INC.	-298.00
07/29/2026	159950	Check	CLINICAL SOLUTIONS	-381.69
07/29/2026	159951	Check	CNA SURETY	-100.00
07/29/2026	159952	Check	COGENT HEALTHCARE OF TX PA	-569.52
07/29/2026	159954	Check	DIRECTV	-136.06
07/29/2026	159956	Check	FMMS HOLDINGS OF TEXAS, LLC	-2,475.00
07/29/2026	159957	Check	FMMS HOLDINGS OF TEXAS, LLC	-4,950.00
07/29/2026	159958	Check	G & G LOCK AND SAFE CO.	-24.00
07/29/2026	159959	Check	HARDIN COUNTY JUVENILE PROBATION	-4,250.00
07/29/2026	159960	Check	KILGORE COLLEGE	-300.00
07/29/2026	159962	Check	MONTGOMERY COUNTY CLERK	-425.00
07/29/2026	159963	Check	OMNIBASE SERVICES OF TEXAS, LP	-168.00
07/29/2026	159964	Check	RAMIREZ, ERICKA	-83.60
07/29/2026	159966	Check	RURAL PIPE & SUPPLY	-1,764.00
07/29/2026	159967	Check	SCROGGINS, TIMOTHY	-275.40
07/29/2026	159968	Check	STRINGER & GRIFFIN FUNERAL HOME	-1,200.00
07/29/2026	159969	Check	TEXAS ASSOCIATION OF COUNTIES	-275.00
07/29/2026	159970	Check	TEXAS COLLEGE OF PROBATE JUDGES	-450.00
07/29/2026	159971	Check	TEXAS DOCUMENT SOLUTIONS INC./PHIL/	-103.95
07/29/2026	159972	Check	TEXAS DOCUMENT SOLUTIONS INC./PHIL/	-152.53
07/29/2026	159973	Check	TEXAS DOCUMENT SOLUTIONS INC./PHIL/	-223.51
07/29/2026	159974	Check	TEXAS DOCUMENT SOLUTIONS INC./PHIL/	-214.40
07/29/2026	159975	Check	TEXAS DOCUMENT SOLUTIONS, INC./SUG	-58.46
07/29/2026	159976	Check	THOMSON REUTERS - WEST PAYMENT CEI	-590.00
07/29/2026	159977	Check	TYLER COUNTY WATER SUPPLY CORP.	-187.52
07/29/2026	159978	Check	WALLING SIGNS & GRAPHICS	-1,467.50
07/29/2026	159979	Check	BETTS, LEKISHA	-58.00
07/29/2026	159980	Check	DATUM STORAGE SOLUTIONS	-140,098.63
08/04/2026	159981	Check	CCTHITA TRIBAL CHILD SUPPORT UNIT	-327.16
08/04/2026	159982	Check	TRANSWORLD SYSTEMS INC	-435.00
08/04/2026	159983	Check	TYLER COUNTY PAYROLL	-202,300.18
08/04/2026	159984	Check	TYLER COUNTY PAYROLL	-55,398.83
08/04/2026	159988	Check	HENSARLING, RONNIE	-22,500.00
08/05/2026	159989	Check	A T & T LONG DISTANCE	-0.24

Cleared Checks

Item Date	Reference	Item Type	Description	Amount
08/05/2026	159990	Check	ABLES-LAND, INC.	-472.13
08/05/2026	159992	Check	ANGELINA COUNTY SHERIFF'S OFFICE	-36.26
08/05/2026	159993	Check	ARD, MELINDA	-90.00
08/05/2026	159994	Check	BURKE CENTER	-17,912.00
08/05/2026	159995	Check	CALHOON, DONALD E. IV	-131.88
08/05/2026	159996	Check	CHESTER GAS SYSTEM	-40.00
08/05/2026	159997	Check	CHESTER WATER SUPPLY CORP.	-116.58
08/05/2026	159998	Check	CITY OF WOODVILLE	-2,918.65
08/05/2026	159999	Check	COGBILL, BENSON	-272.00
08/05/2026	160000	Check	COKER, KRISTIN	-331.21
08/05/2026	160001	Check	COLUMN, PBC	-30.90
08/05/2026	160002	Check	COUNTY INFORMATION RESOURCE AGENC	-1,256.84
08/05/2026	160003	Check	DEROUEN, TAMARA L.	-585.00
08/05/2026	160004	Check	EASTEX TELEPHONE COOP., INC.	-112.04
08/05/2026	160005	Check	ENGLISH, CHIP	-778.97
08/05/2026	160006	Check	FOSTER, SHANNON DALE	-1,017.05
08/05/2026	160007	Check	HUGHES CENTER	-2,400.00
08/05/2026	160008	Check	INCLUSION SOLUTIONS, LLC	-1,303.40
08/05/2026	160009	Check	INVESTAR BANK	-54,216.03
08/05/2026	160010	Check	JASPER COUNTY	-4,726.51
08/05/2026	160011	Check	JASPER COUNTY TREASURER	-19,769.28
08/05/2026	160012	Check	JR'S TRUCKING, HEAVY EQUIP, HYDRAULI	-2,066.61
08/05/2026	160013	Check	LEADS ONLINE, LLC	-2,773.00
08/05/2026	160014	Check	LEBLANC, CORY	-272.00
08/05/2026	160015	Check	LOCAL SANITATION, LLC	-207.75
08/05/2026	160016	Check	MARSHALL, TARA	-33.96
08/05/2026	160017	Check	MATT'S AUTOMOTIVE	-3,304.80
08/05/2026	160018	Check	MONTGOMERY COUNTY CLERK	-425.00
08/05/2026	160019	Check	OTIS ELEVATOR COMPANY	-3,305.52
08/05/2026	160020	Check	PITNEY BOWES - REFILL BY PHONE	-500.00
08/05/2026	160021	Check	QUILL CORPORATION	-15.98
08/05/2026	160022	Check	QUILL CORPORATION	-145.98
08/05/2026	160023	Check	QUILL CORPORATION	-76.73
08/05/2026	160024	Check	QUILL CORPORATION	-15.97
08/05/2026	160025	Check	QUILL CORPORATION	-25.96
08/05/2026	160026	Check	QUILL CORPORATION	-262.74
08/05/2026	160027	Check	SAM HOUSTON ELECTRIC COOPERATIVE, I	-70.36
08/05/2026	160028	Check	SENECA WATER SUPPLY CORP.	-56.28
08/05/2026	160029	Check	SPARKLIGHT	-185.98
08/05/2026	160030	Check	SYNOVIA SOLUTIONS LLC	-320.00
08/05/2026	160031	Check	TEXAS DEPARTMENT OF STATE HEALTH SI	-126.27
08/05/2026	160032	Check	TEXAS DOCUMENT SOLUTIONS INC./PHIL/	-897.67
08/05/2026	160033	Check	TEXAS DOCUMENT SOLUTIONS INC./PHIL/	-234.67
08/05/2026	160034	Check	TEXAS DOCUMENT SOLUTIONS INC./PHIL/	-326.08
08/05/2026	160035	Check	TEXAS DOCUMENT SOLUTIONS INC./PHIL/	-1,797.98

Cleared Checks

Item Date	Reference	Item Type	Description	Amount
08/05/2026	160036	Check	TEXAS DOCUMENT SOLUTIONS INC./PHIL/	-168.33
08/05/2026	160037	Check	TEXAS DOCUMENT SOLUTIONS, INC./SUG	-230.50
08/05/2026	160038	Check	THOMSON REUTERS - WEST PAYMENT CEI	-1,044.00
08/05/2026	160039	Check	THOMSON REUTERS - WEST PAYMENT CEI	-1,449.85
08/05/2026	160040	Check	TND WORKWEAR CO.	-104.85
08/05/2026	160041	Check	TOLAR'S FEED & OUTDOOR SUPPLY	-52.92
08/05/2026	160042	Check	TRANS UNION RISK AND ALTERNATIVE	-104.95
08/05/2026	160043	Check	TYLER TECHNOLOGIES, INC.	-31,151.54
08/05/2026	160044	Check	VERBATIM REPORTING & TRANSCRIPTION	-325.00
08/05/2026	160045	Check	VERIZON WIRELESS	-940.10
08/05/2026	160046	Check	VOTACALL, INC.	-1,813.53
08/05/2026	160047	Check	WALLING SIGNS & GRAPHICS	-80.00
08/06/2026	160049	Check	COKER, KRISTIN	-319.93
08/06/2026	160050	Check	EAST TEXAS MACHINE	-1,936.00
08/06/2026	160051	Check	GOODWIN-LASITER-STRONG	-1,295.83
08/06/2026	160052	Check	JEFFERSON COUNTY CLERK	-360.00
08/06/2026	160053	Check	LABATT FOOD SERVICE	-5,848.67
08/10/2026	160054	Check	TEXAS MATERIALS GROUP, INC.	-210,547.69
08/10/2026	160055	Check	TYLER COUNTY YOUTH BASEBALL ASSOCI/	-6,000.00
08/11/2026	160056	Check	NEW YORK LIFE INSURANCE	-816.30
08/11/2026	160057	Check	CROCKETT CONSTRUCTION	-68,895.00
08/11/2026	160058	Check	TEXAS MATERIALS GROUP, INC.	-524,174.77
08/11/2026	160059	Check	TYLER COUNTY TITLE	-151,440.00
08/12/2026	160060	Check	TAC HEALTH BENEFITS POOL (TAC-HEBP)	-144,385.22
08/12/2026	160069	Check	A T & T PHONES - CAROL STREAM, IL.	-3,677.27
08/12/2026	160070	Check	A T & T PHONES - CAROL STREAM, IL.	-126.00
08/12/2026	160072	Check	AMERICAN WELDING & GAS	-97.22
08/12/2026	160073	Check	ANGELINA EXCAVATING, INC.	-500.00
08/12/2026	160074	Check	AVAYA FINANCIAL SERVICES	-158.91
08/12/2026	160075	Check	BEAUMONT TRACTOR COMPANY, INC.	-165.08
08/12/2026	160076	Check	BLACKSHER, JOSEPH PRESTON	-139.84
08/12/2026	160077	Check	BUCK, CHRIS	-975.00
08/12/2026	160078	Check	BUTLER, STEWART M.	-366.00
08/12/2026	160079	Check	BYTHEWOOD LEGAL SERVICES, PLLC	-3,693.75
08/12/2026	160080	Check	CHESTER VOLUNTEER FIRE DEPT.	-150.00
08/12/2026	160081	Check	CINTAS CORPORATION #0484	-85.72
08/12/2026	160082	Check	CLINICAL SOLUTIONS	-487.03
08/12/2026	160083	Check	CONSOLIDATED COMMUNICATIONS	-22.55
08/12/2026	160084	Check	DATAPILOT, INC.	-1,995.00
08/12/2026	160085	Check	DEROUEN, TAMARA L.	-585.00
08/12/2026	160086	Check	DIRECT SOLUTIONS	-1,139.46
08/12/2026	160087	Check	DIRECTV	-180.32
08/12/2026	160088	Check	DURFEE, SCOTT A.	-9,950.00
08/12/2026	160089	Check	EASON SERVICE CENTER	-40.00
08/12/2026	160090	Check	EASON SERVICE CENTER	-76.85

Cleared Checks

Item Date	Reference	Item Type	Description	Amount
08/12/2026	160091	Check	EASON SERVICE CENTER	-35.00
08/12/2026	160092	Check	EASON SERVICE CENTER	-23.99
08/12/2026	160093	Check	ENGLISH, CHIP	-977.16
08/12/2026	160094	Check	ERGON ASPHALT & EMULSIONS, INC	-120,386.02
08/12/2026	160095	Check	FEDEX	-168.90
08/12/2026	160096	Check	FIRST BAPTIST CHURCH OF WOODVILLE	-400.00
08/12/2026	160097	Check	FOSTER, SHANNON DALE	-246.48
08/12/2026	160098	Check	FRANKENS AGGREGATE LLC	-18,012.13
08/12/2026	160099	Check	GABRIEL/JORDAN FORD MERCURY	-51.23
08/12/2026	160100	Check	GARDNER OIL, INC.	-23,810.57
08/12/2026	160101	Check	GARDNER OIL/TIMBERMAN'S	-10,471.05
08/12/2026	160102	Check	HOLLIS TIRE CO., INC.	-640.00
08/12/2026	160103	Check	HON, WILLIAM LEE	-2,250.00
08/12/2026	160104	Check	IGLESIAS LAW FIRM, PLLC	-8,830.54
08/12/2026	160105	Check	INDIGENT HEALTHCARE SOLUTIONS, LTD.	-1,059.00
08/12/2026	160106	Check	INTERSTATE BILLING SERVICE, INC.	-56.10
08/12/2026	160108	Check	JR'S TRUCKING, HEAVY EQUIP, HYDRAULI	-4,017.09
08/12/2026	160109	Check	KEATING, DUANE F. ATTORNEY	-6,320.00
08/12/2026	160110	Check	KOFILE PRESERVATION	-82,304.00
08/12/2026	160111	Check	KYLES, YSIDRA M. ATTY.	-5,150.00
08/12/2026	160112	Check	LABATT FOOD SERVICE	-6,552.94
08/12/2026	160113	Check	LAKEWAY TIRE & SERVICE-JASPER (AR)	-15.00
08/12/2026	160114	Check	LAKEWAY TIRE & SERVICE-JASPER (AR)	-150.70
08/12/2026	160115	Check	LAKEWAY TIRE & SERVICE-JASPER (AR)	-15.00
08/12/2026	160116	Check	LAKEWAY TIRE & SERVICE-JASPER (AR)	-102.92
08/12/2026	160117	Check	LAKEWAY TIRE & SERVICE-JASPER (AR)	-2,348.20
08/12/2026	160118	Check	LAKEWAY TIRE & SERVICE-JASPER (AR)	-117.92
08/12/2026	160119	Check	LAKEWAY TIRE & SERVICE-JASPER (AR)	-3,422.56
08/12/2026	160120	Check	LIQUID ENVIRONMENTAL SOLUTIONS OF	-162.20
08/12/2026	160121	Check	MOTT WHOLESALE, INC.	-878.88
08/12/2026	160122	Check	MUSTANG CAT	-285.68
08/12/2026	160123	Check	MY FLEET CENTER	-579.80
08/12/2026	160124	Check	NARVAEZ, RAUL ERIC	-190.00
08/12/2026	160125	Check	O'REILLY AUTOMOTIVE, INC.	-712.59
08/12/2026	160126	Check	PARKER'S BUILDING SUPPLY - WOODVILLI	-35.93
08/12/2026	160127	Check	PARKER'S BUILDING SUPPLY - WOODVILLI	-347.49
08/12/2026	160128	Check	PARKER'S BUILDING SUPPLY - WOODVILLI	-28.98
08/12/2026	160129	Check	PARKER'S BUILDING SUPPLY - WOODVILLI	-7.96
08/12/2026	160130	Check	PARKER'S BUILDING SUPPLY - WOODVILLI	-93.95
08/12/2026	160131	Check	PATE, DARION	-400.00
08/12/2026	160132	Check	POTTER ENTERPRISE LLC	-32,250.00
08/12/2026	160133	Check	POWERPLAN	-2,248.60
08/12/2026	160134	Check	QUILL CORPORATION	-61.99
08/12/2026	160135	Check	QUILL CORPORATION	-18.09
08/12/2026	160136	Check	QUILL CORPORATION	-68.47

Cleared Checks

Item Date	Reference	Item Type	Description	Amount
08/12/2026	160137	Check	QUILL CORPORATION	-136.49
08/12/2026	160138	Check	QUILL CORPORATION	-1,230.94
08/12/2026	160139	Check	QUILL CORPORATION	-13.99
08/12/2026	160140	Check	QUILL CORPORATION	-30.90
08/12/2026	160141	Check	QUILL CORPORATION	-39.99
08/12/2026	160142	Check	SAM HOUSTON ELECTRIC COOPERATIVE, I	-1,399.94
08/12/2026	160143	Check	SAMES MOTOR COMPANY, INC.	-52,600.00
08/12/2026	160144	Check	SHADY GROVE VOLUNTEER FIRE DEPT.	-150.00
08/12/2026	160145	Check	SOUTHERN HEALTH PARTNERS	-10,291.14
08/12/2026	160146	Check	SPARKLIGHT	-800.00
08/12/2026	160147	Check	STEWART GLASS & MIRROR, INC.	-694.00
08/12/2026	160148	Check	SULLIVAN'S HARDWARE	-125.18
08/12/2026	160149	Check	SYSTEM ACCESS	-280.00
08/12/2026	160150	Check	TEXAS DEPARTMENT OF STATE HEALTH SI	-144.57
08/12/2026	160151	Check	TEXAS DOCUMENT SOLUTIONS INC./PHIL/	-281.35
08/12/2026	160152	Check	TEXAS MATERIALS GROUP, INC.	-5,259.56
08/12/2026	160153	Check	TOLAR'S FEED & OUTDOOR SUPPLY	-459.00
08/12/2026	160155	Check	U PUMP IT - GARDNER OIL	-12,710.06
08/12/2026	160156	Check	VERIZON WIRELESS	-113.20
08/12/2026	160157	Check	WALLING SIGNS & GRAPHICS	-129.95
08/12/2026	160158	Check	WILBARGER COUNTY	-860.00
08/12/2026	160159	Check	WOODVILLE VOLUNTEER FIRE DEPT.	-150.00
08/12/2026	160160	Check	PITNEY BOWES - REFILL BY PHONE	-1,500.00
08/12/2026	160161	Check	PITNEY BOWES - REFILL BY PHONE	-500.00
08/12/2026	160162	Check	PITNEY BOWES - REFILL BY PHONE	-500.00
08/12/2026	160163	Check	POLICE & FIREMEN'S INSURANCE CO	-229.22
08/17/2026	160164	Check	MATT'S AUTOMOTIVE	-965.36
08/17/2026	160165	Check	MATT'S AUTOMOTIVE	-1,965.36
08/17/2026	160166	Check	QUILL CORPORATION	-68.99
08/17/2026	160167	Check	QUILL CORPORATION	-267.71
08/18/2026	160168	Check	CCTHITA TRIBAL CHILD SUPPORT UNIT	-327.16
08/18/2026	160169	Check	TYLER COUNTY PAYROLL	-53,895.30
08/18/2026	160172	Check	TYLER COUNTY PAYROLL	-195,212.05
08/19/2026	160174	Check	AFLAC INSURANCE	-13,800.92
08/19/2026	160182	Check	MASA Medical Transport Solutions	-940.00
08/19/2026	160183	Check	A T & T NRCS	-81.42
08/19/2026	160184	Check	ADVANCED SYSTEMS & ALARMS SERVICES	-39.33
08/19/2026	160185	Check	ARD, MELINDA	-90.00
08/19/2026	160186	Check	BLACKSHER, JOSEPH PRESTON	-645.16
08/19/2026	160187	Check	BYTHEWOOD LEGAL SERVICES, PLLC	-5,081.25
08/19/2026	160188	Check	CHARTER COMMUNICATIONS	-115.94
08/19/2026	160189	Check	COLUMN, PBC	-439.70
08/19/2026	160190	Check	CREWS, RENEE'	-625.39
08/19/2026	160191	Check	ENTERGY	-1,532.47
08/19/2026	160192	Check	EVERYTHING U	-218.45

Cleared Checks

Item Date	Reference	Item Type	Description	Amount
08/19/2026	160193	Check	FARRIS, CHRYSTAL	-272.00
08/19/2026	160194	Check	FEDEX	-53.71
08/19/2026	160195	Check	FRANKENS AGGREGATE LLC	-19,039.56
08/19/2026	160196	Check	GEO. P. BANE, INC.	-44.97
08/19/2026	160198	Check	HON, WILLIAM LEE	-950.00
08/19/2026	160199	Check	HUGHES, DOUG	-645.16
08/19/2026	160200	Check	JR'S TRUCKING, HEAVY EQUIP, HYDRAULI	-80.00
08/19/2026	160201	Check	KIRKPATRICK CONSTRUCTION	-1,540.00
08/19/2026	160203	Check	NEWMAN, MICHAEL	-3,638.54
08/19/2026	160204	Check	PARDUE, COURTNEY	-442.50
08/19/2026	160205	Check	PITNEY BOWES GLOBAL FINANCIAL SERVI	-465.96
08/19/2026	160206	Check	POWERS, MILTON	-136.00
08/19/2026	160208	Check	SHIRLEY, J.P.	-407.50
08/19/2026	160209	Check	SOUTHERN HEALTH PARTNERS	-149.73
08/19/2026	160210	Check	SPARKLIGHT	-225.93
08/19/2026	160211	Check	SYLOGISTGOV, INC.	-3,217.89
08/19/2026	160212	Check	SYSTEM ACCESS	-840.00
08/19/2026	160213	Check	TEXAS DOCUMENT SOLUTIONS INC./PHIL/	-103.41
08/19/2026	160214	Check	TEXAS DOCUMENT SOLUTIONS INC./PHIL/	-441.09
08/19/2026	160215	Check	TEXAS DOCUMENT SOLUTIONS INC./PHIL/	-99.74
08/19/2026	160216	Check	TEXAS DOCUMENT SOLUTIONS INC./PHIL/	-120.87
08/19/2026	160217	Check	TEXAS MATERIALS GROUP, INC.	-1,686.00
08/19/2026	160218	Check	TMS INTERNATIONAL, LLC.	-9,679.38
08/19/2026	160219	Check	TYLER COUNTY HOSPITAL/EMPLOYEES ON	-46.20
08/19/2026	160220	Check	VERIZON WIRELESS	-1,030.82
08/19/2026	160221	Check	WALLING SIGNS & GRAPHICS	-1,488.00
08/19/2026	160222	Check	WAUKESHA-PEARCE INDUSTRIES, LLC	-3,939.46
08/19/2026	160223	Check	WHITWORTH, CASEY	-624.64
08/20/2026	160225	Check	IGLESIAS LAW FIRM, PLLC	-4,822.50
08/24/2026	160226	Check	ARTEX TRUCK CENTER, INC.	-42,250.00
08/24/2026	160227	Check	POWERS, MILTON	-68.00
08/25/2026	160231	Check	CNA SURETY	-185.00
08/26/2026	160242	Check	BUSEY, JAMIE	-633.84
08/26/2026	160249	Check	FOSTER, SHANNON DALE	-65.02
08/26/2026	160255	Check	SHEPHERD, BENJAMIN	-1,088.00
08/27/2026	160262	Check	ANGELINA COUNTY SHERIFF'S OFFICE	-136.14
			Total Cleared Checks (306)	-2,915,914.58

Cleared Other

Item Date	Reference	Item Type	Description	Amount
03/11/2026	158548	Check Reversal	TEXAS ASSOCIATION OF COUNTIES/EDUC	200.00
05/20/2026	159232	Check Reversal	CHAMPAGNE, VANCE EDWARD Reversal	63.62
07/09/2026	DFT0003122	Bank Draft	VOYA INSTITUTIONAL TRUST COMPANY	-212.50

Cleared Other

Item Date	Reference	Item Type	Description	Amount
07/16/2026	159840	Check Reversal	UNITED AG & TURF Reversal	49.16
07/23/2026	DFT0003127	Bank Draft	VOYA INSTITUTIONAL TRUST COMPANY	-212.50
07/31/2026	DFT0003121	Bank Draft	TEXAS COUNTY & DISTRICT RETIREMENT	-36,739.34
07/31/2026	DFT0003126	Bank Draft	TEXAS COUNTY & DISTRICT RETIREMENT	-37,550.88
07/31/2026	MISC0000455	Miscellaneous	TAC RETIREMENT JULY 2026 DISCREPANC	-0.10
07/31/2026	MISC0000456	Miscellaneous	TAC RETIREMENT JULY 2026 DISCREPANC	0.10
08/03/2026	MISC0000442	Miscellaneous	7.16-29.2026 JP #1 REPORT CORRECTION	-5,895.00
08/03/2026	MISC0000444	Miscellaneous	JP2 7.16-29-2026 REPORT R00015132 WR	-1,016.00
08/03/2026	MISC0000446	Miscellaneous	JP3 & 4 JULY REPORT R00015134 & 15135	-493.00
08/03/2026	MISC0000447	Miscellaneous	JP3 & 4 JULY REPORT R00015134 & 15135	-501.00
08/05/2026	159995	Check Reversal	CALHOON, DONALD E. IV Reversal	131.88
08/05/2026	160000	Check Reversal	COKER, KRISTIN Reversal	331.21
08/06/2026	DFT0003135	Bank Draft	OFFICE OF THE A.G. CHILD SUPPORT DIV.	-163.04
08/11/2026	160057	Check Reversal	CROCKETT CONSTRUCTION Reversal	68,895.00
08/11/2026	MISC0000454	Miscellaneous	VOID OUT R00015187/TYPO ERROR/8.11.2	-657.45
08/17/2026	160164	Check Reversal	MATT'S AUTOMOTIVE Reversal	965.36
08/17/2026	MISC0000457	Miscellaneous	TAC RETIREMENT JULY 2026 DISCREPANC	-0.10
08/17/2026	MISC0000457	Miscellaneous	TAC RETIREMENT JULY 2026 DISCREPANC	0.10
08/17/2026	MISC0000459	Miscellaneous	TCDRS 07/31/2026 OUT WITH BANK BY 1(	0.10
08/20/2026	DFT0003139	Bank Draft	OFFICE OF THE A.G. CHILD SUPPORT DIV.	-163.04
08/27/2026	160262	Check Reversal	ANGELINA COUNTY SHERIFF'S OFFICE Rev	136.14
08/31/2026	INT0000669	Interest	Interest Allocation	15,607.01
08/31/2026	MISC0000460	Miscellaneous	CHECK #158283/SHADY GROVE VFW - AU	150.00
			Total Cleared Other (26)	2,925.73

Outstanding Deposits

Item Date	Reference	Item Type	Description	Amount
08/31/2026	DEP0027284	Deposit	CLPKT09135 BG:Currency	2,858.62
08/31/2026	DEP0027287	Deposit	CLPKT09136 BG:Currency	11.81
08/31/2026	DEP0027299	Deposit	CLPKT09140 BG:Currency	125.00
			Total Outstanding Deposits (3)	2,995.43

Outstanding Checks

Item Date	Reference	Item Type	Description	Amount
05/29/2025	155599	Check	TEXAS DEPT. PARKS AND WILDLIFE - JUST	-85.00
12/11/2025	157655	Check	BARRINGTON, DALLAS	-1,125.00
02/25/2026	158398	Check	TEXAS DEPT. PARKS & WILDLIFE-MOSLEY	-59.50
03/11/2026	158538	Check	SELF, SAMARA LYNN	-20.00
03/25/2026	158676	Check	HOLMAN, TANIRA DECHELLE	-20.00
07/13/2026	159731	Check	COLTON MCKEE	-60.00
07/14/2026	159742	Check	JAMIE DYKES	-12.30
07/15/2026	159811	Check	QUILL CORPORATION	-88.99

Outstanding Checks

Item Date	Reference	Item Type	Description	Amount
07/22/2026	159907	Check	PARDUE, COURTNEY	-397.50
08/04/2026	159987	Check	TYLER COUNTY TAX ASSESSOR / COLLECT	-100.00
08/05/2026	159991	Check	AMG PRINTING & MAILING	-2,250.00
08/12/2026	160071	Check	ABLES-LAND, INC.	-252.32
08/12/2026	160107	Check	JERRY'S SAW SHOP	-86.95
08/12/2026	160154	Check	TRACY, EDWARD J. JR.	-225.00
08/18/2026	160173	Check	TYLER COUNTY TAX ASSESSOR / COLLECT	-100.00
08/19/2026	160197	Check	HARDIN COUNTY JUVENILE PROBATION	-3,000.00
08/19/2026	160202	Check	MONK, LEANN	-646.10
08/19/2026	160207	Check	SHEFFIELD, TONYA	-136.00
08/20/2026	160224	Check	JIMENEZ, TAMMY	-110.00
08/24/2026	160228	Check	MARSH WATERPROOFING, INC.	-43,700.00
08/24/2026	160229	Check	ENTERGY	-10,422.03
08/24/2026	160230	Check	EUNA SOLUTIONS,INC.	-4,815.00
08/25/2026	160232	Check	FLEET SAFETY/DANA SAFETY SUPPLY, INC	-9,866.39
08/26/2026	160233	Check	CARD SERVICE CENTER/MASTERCARD	-12,111.40
08/26/2026	160239	Check	A T & T - 019 DATA PROC.	-1,041.81
08/26/2026	160240	Check	ANGELINA COUNTY SHERIFF'S OFFICE	-136.14
08/26/2026	160241	Check	BROWN, JANET	-796.76
08/26/2026	160243	Check	CHARTER COMMUNICATIONS	-90.87
08/26/2026	160244	Check	DEAN'S MEAT SERVICE	-1,313.04
08/26/2026	160245	Check	DEPARTMENT OF INFORMATION RESOURC	-69.98
08/26/2026	160246	Check	DILBECK, JUSTIN	-99.99
08/26/2026	160247	Check	ELROD, BRAD ATTORNEY AT LAW	-80.00
08/26/2026	160248	Check	FEDEX	-128.42
08/26/2026	160250	Check	LOCAL SANITATION, LLC	-277.00
08/26/2026	160251	Check	LUMBERTON CULVERT AND TANK	-160.00
08/26/2026	160252	Check	MATT'S AUTOMOTIVE	-973.72
08/26/2026	160253	Check	MOBILEXUSA	-150.60
08/26/2026	160254	Check	RUSSELL, BRENDA	-305.00
08/26/2026	160256	Check	SINKS TO SEPTIC	-954.00
08/26/2026	160257	Check	TEXAS DOCUMENT SOLUTIONS INC./PHIL/	-207.76
08/26/2026	160258	Check	TEXAS DOCUMENT SOLUTIONS INC./PHIL/	-208.20
08/26/2026	160259	Check	TEXAS DOCUMENT SOLUTIONS INC./PHIL/	-261.33
08/26/2026	160260	Check	TYLER COUNTY CHILD WELFARE BOARD	-10,000.00
08/26/2026	160261	Check	WALLING SIGNS & GRAPHICS	-156.00
08/27/2026	160263	Check	FOSTER, DONNECE	-3,318.81
08/31/2026	160264	Check	TEXAS MATERIALS GROUP, INC.	-427,045.94
08/31/2026	160265	Check	HUGHES CENTER	-2,100.00
08/31/2026	160266	Check	CHAMPAGNE, VANCE EDWARD	-63.62
08/31/2026	160267	Check	ALLEN, TERRY	-957.65
08/31/2026	160268	Check	ALLEN, TERRY	-655.04
08/31/2026	160269	Check	CCTHITA TRIBAL CHILD SUPPORT UNIT	-327.16
08/31/2026	160270	Check	TYLER COUNTY PAYROLL	-53,567.79
08/31/2026	160273	Check	TYLER COUNTY PAYROLL	-192,473.36

Outstanding Checks

Item Date	Reference	Item Type	Description	Amount
08/31/2026	160274	Check	TYLER COUNTY TAX ASSESSOR / COLLECT	-100.00
			Total Outstanding Checks (54)	-787,709.47

Outstanding Other

Item Date	Reference	Item Type	Description	Amount
08/06/2026	DFT0003134	Bank Draft	VOYA INSTITUTIONAL TRUST COMPANY	-212.50
08/20/2026	DFT0003138	Bank Draft	VOYA INSTITUTIONAL TRUST COMPANY	-212.50
08/31/2026	DFT0003133	Bank Draft	TEXAS COUNTY & DISTRICT RETIREMENT	-36,043.73
08/31/2026	DFT0003137	Bank Draft	TEXAS COUNTY & DISTRICT RETIREMENT	-36,004.11
			Total Outstanding Other (4)	-72,472.84

Voided Checks

Item Date	Reference	Item Type	Description	Amount
08/04/2026	159985	Check	Void Check	0.00
08/04/2026	159986	Check	Void Check	0.00
08/12/2026	160061	Check	Void Check	0.00
08/12/2026	160062	Check	Void Check	0.00
08/12/2026	160063	Check	Void Check	0.00
08/12/2026	160064	Check	Void Check	0.00
08/12/2026	160065	Check	Void Check	0.00
08/12/2026	160066	Check	Void Check	0.00
08/12/2026	160067	Check	Void Check	0.00
08/12/2026	160068	Check	Void Check	0.00
08/18/2026	160170	Check	Void Check	0.00
08/18/2026	160171	Check	Void Check	0.00
08/19/2026	160175	Check	Void Check	0.00
08/19/2026	160176	Check	Void Check	0.00
08/19/2026	160177	Check	Void Check	0.00
08/19/2026	160178	Check	Void Check	0.00
08/19/2026	160179	Check	Void Check	0.00
08/19/2026	160180	Check	Void Check	0.00
08/19/2026	160181	Check	Void Check	0.00
08/26/2026	160234	Check	Void Check	0.00
08/26/2026	160235	Check	Void Check	0.00
08/26/2026	160236	Check	Void Check	0.00
08/26/2026	160237	Check	Void Check	0.00
08/26/2026	160238	Check	Void Check	0.00
08/31/2026	160271	Check	Void Check	0.00
08/31/2026	160272	Check	Void Check	0.00
			Total Voided Checks (26)	0.00

Tyler County, TX

Bank Statement Register

Transaction Summary

Transaction Type	Count	Outstanding	Cleared	Total
Bank Draft	10	-72,472.84	-75,041.30	-147,514.14
Check	386	-787,709.47	-2,915,914.58	-3,703,624.05
Deposit	113	2,995.43	2,707,664.34	2,710,659.77
Check Reversal	8	0.00	70,772.37	70,772.37
Interest	1	0.00	15,607.01	15,607.01
Miscellaneous	11	0.00	-8,412.35	-8,412.35
		-857,186.88	-205,324.51	-1,062,511.39

Tyler County, TX

Bank Statement Register

Jail Interest Sink Account

Period 8/1/2026 - 8/31/2026

Packet: BRPKT01667

Bank Statement		General Ledger	
Beginning Balance	408,366.19	Account Balance	400,520.69
Plus Debits	0.00	Less Outstanding Debits	0.00
Less Credits	2,707.50	Plus Outstanding Credits	5,138.00
Adjustments	1,063.92	Adjustments	1,063.92
Ending Balance	406,722.61	Adjusted Account Balance	406,722.61

Statement Ending Balance	406,722.61
Bank Difference	0.00
General Ledger Difference	0.00

CASH BALANCE CONSISTS OF THE FOLLOWING GENERAL LEDGER ACCOUNTS

043-10100	TREASURER'S CHECKING
043-10220	BANK ACCT #076-919/ I&S JAIL

Adjustments

Item Date	Reference	Item Type	Description	Offsetting Account Number	Amount
08/31/2026	INT0000667	Interest	INTEREST	043-35100	1,063.92
				Total Adjustments (1)	1,063.92

Cleared Checks

Item Date	Reference	Item Type	Description	Amount
07/27/2026	371	Check	SERVICE BY SCOTT	-1,304.00
08/17/2026	372	Check	SHIRLEY, J.P.	-706.50
08/18/2026	373	Check	SERVICE BY SCOTT	-697.00
			Total Cleared Checks (3)	-2,707.50

Outstanding Checks

Item Date	Reference	Item Type	Description	Amount
08/27/2026	374	Check	SERVICE BY SCOTT	-5,138.00
			Total Outstanding Checks (1)	-5,138.00

Tyler County, TX

Bank Statement Register

Transaction Summary

Transaction Type	Count	Outstanding	Cleared	Total
Check	4	-5,138.00	-2,707.50	-7,845.50
		-5,138.00	-2,707.50	-7,845.50

Tyler County, TX

Bank Statement Register

Payroll BNK

Period 8/1/2026 - 8/31/2026

Packet: BRPKT01666

Bank Statement		General Ledger	
Beginning Balance	3,803.77	Account Balance	-53,567.79
Plus Debits	507,058.78	Less Outstanding Debits	0.00
Less Credits	507,226.78	Plus Outstanding Credits	57,203.56
Adjustments	0.00	Adjustments	0.00
Ending Balance	3,635.77	Adjusted Account Balance	3,635.77

Statement Ending Balance	3,635.77
Bank Difference	0.00
General Ledger Difference	0.00

CASH BALANCE CONSISTS OF THE FOLLOWING GENERAL LEDGER ACCOUNTS

093-10300 PAYROLL ACCOUNT #076-935

Cleared Deposits

Item Date	Reference	Item Type	Description	Amount
08/04/2026	DEP0026957	Deposit	CLPKT09038 BG:Currency	257,699.01
08/19/2026	DEP0027223	Deposit	CLPKT09115 BG:Currency	249,107.35
			Total Cleared Deposits (2)	506,806.36

Cleared Checks

Item Date	Reference	Item Type	Description	Amount
11/20/2025	91639	Check	91639	-102.42
06/03/2026	91970	Check	91970	-144.00
06/25/2026	91856	Check	91856	-24.00
06/25/2026	91857	Check	91857	-150.00
07/23/2026	91890	Check	91890	-213.37
08/06/2026	91900	Check	91900	-96.00
08/06/2026	91901	Check	91901	-96.00
08/06/2026	91902	Check	91902	-103.41
08/06/2026	91903	Check	91903	-100.00
08/06/2026	91904	Check	91904	-110.82
08/06/2026	91905	Check	91905	-110.82
08/06/2026	91906	Check	91906	-332.46
08/06/2026	91907	Check	91907	-332.46
08/06/2026	91908	Check	91908	-332.46
08/20/2026	91910	Check	91910	-231.44

end of the month Wdrawals recorded on 8/31 - Wdrawals 9/1

Cleared Checks

Item Date	Reference	Item Type	Description	Amount
08/20/2026	91911	Check	91911	-100.00
			Total Cleared Checks (16)	-2,579.66

Cleared Other

Item Date	Reference	Item Type	Description	Amount
06/25/2026	R-91857	Check Reversal	R-91857	150.00
07/01/2026	R-91639	Check Reversal	R-91639	102.42
08/04/2026	DFT0003136	Bank Draft	UNITED STATES TREASURY-IRS	-55,398.83
08/06/2026	EFT0000221	EFT	Payroll EFT	-200,685.75
08/18/2026	DFT0003140	Bank Draft	UNITED STATES TREASURY-IRS	-53,895.30
08/20/2026	EFT0000222	EFT	Payroll EFT	-194,667.24
			Total Cleared Other (6)	-504,394.70

Outstanding Checks

Item Date	Reference	Item Type	Description	Amount
11/16/2023	90963	Check	90963	-36.00
12/20/2023	91004	Check	91004	-2,272.95
03/21/2024	2068	Check	2068	-213.37
11/13/2024	91309	Check	91309	-102.42
11/13/2025	91570	Check	91570	-201.00
11/20/2025	91631	Check	91631	-389.66
11/27/2025	91660	Check	91660	-24.00
06/03/2026	91973	Check	91973	-24.00
06/03/2026	92013	Check	92013	-159.00
08/20/2026	91909	Check	91909	-213.37
			Total Outstanding Checks (10)	-3,635.77

Outstanding Other

Item Date	Reference	Item Type	Description	Amount
08/31/2026	DFT0003144	Bank Draft	UNITED STATES TREASURY-IRS	-53,567.79
			Total Outstanding Other (1)	-53,567.79

Tyler County, TX

Bank Statement Register

Transaction Summary

Transaction Type	Count	Outstanding	Cleared	Total
Bank Draft	3	-53,567.79	-109,294.13	-162,861.92
Check	26	-3,635.77	-2,579.66	-6,215.43
Deposit	2	0.00	506,806.36	506,806.36
EFT	2	0.00	-395,352.99	-395,352.99
Check Reversal	2	0.00	252.42	252.42
		-57,203.56	-168.00	-57,371.56

Section 3

Investment Report



MEEDER

PUBLIC FUNDS

Portfolio Summary

Tyler County Gen Fund-TXCNT (573005)

Month End (M8 Y2026)

08/01/2026 - 08/31/2026

Dated: 09/09/2026

Unlocked: the data is subject to change

MEEDER
PUBLIC FUNDS

Table of Contents

Dated: 09/09/2026

Portfolio Summary Dashboard (Tyler County Gen Fund-TXCNT (573005)) 1

MEEDER
PUBLIC FUNDS

Portfolio Summary Dashboard

08/01/2026 - 08/31/2026

Return to Table of Contents

Tyler County

Dated: 09/09/2026

Portfolio Summary

	Emergency Disaster Fund, Road & Bridge 4	General Fund, Grand Total	Road & Bridge 1	Road & Bridge 2	Road & Bridge 3
Par Value	3,636,414.35 789,955.15	9,432,231.29 16,993,185.94	724,109.98	1,443,743.10	966,732.07
Principal Cost	3,611,281.96 789,955.15	9,382,804.88 16,918,627.14	724,109.98	1,443,743.10	966,732.07
Book Value	3,624,544.64 789,955.15	9,402,631.72 16,951,716.66	724,109.98	1,443,743.10	966,732.07
Market Value	3,618,814.16 789,955.15	9,392,560.26 16,935,914.72	724,109.98	1,443,743.10	966,732.07
Unrealized Gain/Loss	-5,730.48 0.00	-10,071.46 -15,801.94	0.00	0.00	0.00

Footnotes: 1,2,3

Portfolio Characteristics

	Emergency Disaster Fund, Road & Bridge 4	General Fund, Grand Total	Road & Bridge 1	Road & Bridge 2	Road & Bridge 3
Weighted Average Maturity	0.579 0.000	0.364 0.325	0.000	0.000	0.000
Portfolio Effective Duration	0.562 ---	0.627 0.600	---	---	---
Weighted Average Life	0.579 0.000	0.364 0.326	0.000	0.000	0.000
Average Credit Rating	AA NA	AA AA	NA	NA	NA
Yield at Cost	3.88 3.86	3.88 3.87	3.86	3.86	3.86

Footnotes: 1,2,3

Maturity Distribution (Excl. Cash & Equiv.)

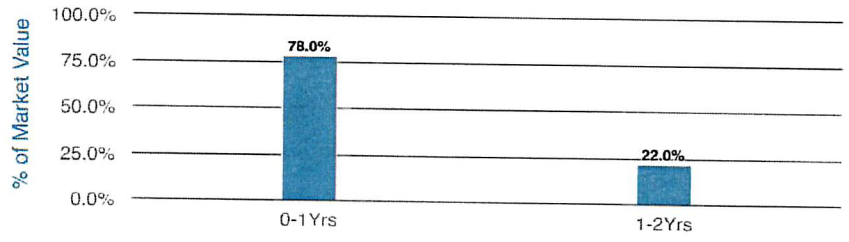

Maturity Distribution (All)

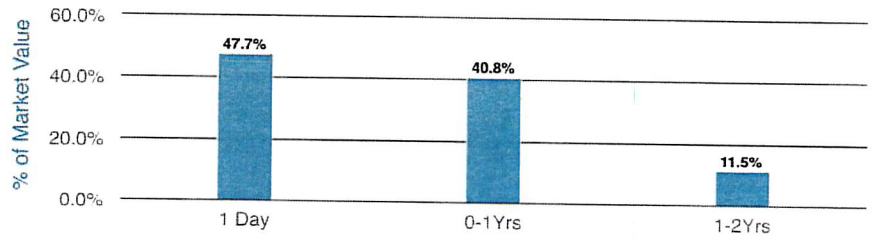

MEEDER
PUBLIC FUNDS

Portfolio Summary Dashboard

08/01/2026 - 08/31/2026

Return to Table of Contents

Tyler County

Dated: 09/09/2026

Asset Allocation

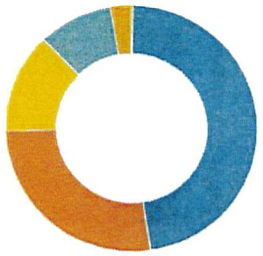

- LGIP (47.424%)
- U.S. Treasuries (26.868%)
- Commercial Paper (13.135%)
- Municipal Bonds (9.675%)
- U.S. Agencies (2.652%)
- Money Market Funds (0.245%)
- Receivable (0.001%)

Chart calculated by: % of Market Value

Credit Quality

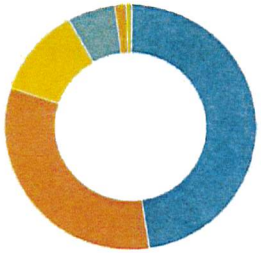

- NA (47.424%)
- AA+ (32.471%)
- A-1 (11.689%)
- AAA (6.241%)
- A-1+ (1.447%)
- AA (0.728%)

Chart calculated by: % of Market Value

Issuer Concentration

Issuer	*Ending Current Units*	*Ending Book Value*	*% of Ending Book Value*
Texas Connect	8,031,740.19	8,031,740.19	47.380%
USA	4,570,000.00	4,562,941.07	26.917%
State of Texas	515,000.00	515,605.97	3.042%
City of Garland, Texas	500,000.00	500,416.11	2.952%
City of Austin, Texas	500,000.00	500,000.00	2.950%
Lloyds Bank plc	500,000.00	497,670.83	2.936%
Mizuho Bank, Ltd., New York Branch	500,000.00	494,759.72	2.919%
Credit Agricole Corporate And Investment Bank, New York Branch	500,000.00	494,180.00	2.915%
Natixis, New York Branch	500,000.00	492,976.66	2.908%
Federal Farm Credit Banks Funding Corporation	280,000.00	271,188.19	1.600%
Toyota Motor Credit Corporation	250,000.00	245,032.92	1.445%
Federal Home Loan Banks	180,000.00	180,335.18	1.064%
City of Houston, Texas	125,000.00	123,424.05	0.728%
Meeder Funds - Government Money Market Fund	41,445.75	41,445.75	0.244%
UNITED STATES OF AMERICA	183.12	183.12	0.001%
Total	**16,993,369.06**	**16,951,899.78**	**100.000%**

Footnotes: 2,4,5

MEEDER
PUBLIC FUNDS

Portfolio Summary Dashboard

08/01/2026 - 08/31/2026

Return to Table of Contents

Tyler County

Dated: 09/09/2026

1: * Filtered By: Description not in "Receivable", "Payable" and Settled Status ≠ No. 2: * Weighted by: Market Value. 3: * Pivoted by: Account Fund. 4: * Grouped by: Issuer. 5: * Groups Sorted by: % of Ending Book Value.

STATEMENT DISCLOSURE SUMMARY

Meeder Public Funds Statements

DISCLOSURE

Meeder provides monthly statements for its investment management clients to provide information about the investment portfolio. The information should not be used for audit or confirmation purposes. Please review your custodial statements and report any inaccuracies or discrepancies.

Certain information and data has been supplied by unaffiliated third parties. Although Meeder believes the information is reliable, it cannot warrant the accuracy of information offered by third parties. Market value may reflect prices received from pricing vendors when current market quotations are not available. Prices may not reflect firm bids or offers and may differ from the value at which the security can be sold.

Statements may include positions from unmanaged accounts provided for reporting purposes. Unmanaged accounts are managed directly by the client and are not included in the accounts managed by the investment adviser. This information is provided as a client convenience and the investment adviser assumes no responsibility for performance of these accounts or the accuracy of the data reported.

Investing involves risk. Past performance is no guarantee of future results. Debt and fixed income securities are subject to credit and interest rate risk. The investment return and principal value of an investment will fluctuate so that an investors shares, when redeemed, may be worth more or less than their original cost. Current performance may be lower or higher than the performance data quoted.

Meeder Public Funds, Inc. is a registered investment adviser and affiliate of Meeder Investment Management, Inc. Investment advisory services are provided through Meeder Public Funds, Inc. Please contact us if you would like to receive a copy of our current ADV disclosure brochure or privacy policy.



MEEDER

PUBLIC FUNDS

Portfolio Summary

Tyler County Rd & Br 1-TXCNT (582554)

Month End (M8 Y2026)

08/01/2026 - 08/31/2026

Dated: 09/09/2026

Unlocked: the data is subject to change

MEEDER
PUBLIC FUNDS

Table of Contents

Dated: 09/09/2026

Portfolio Summary Dashboard (Tyler County Rd & Br 1-TXCNT (582554)) 1

MEEDER
PUBLIC FUNDS

Portfolio Summary Dashboard

08/01/2026 - 08/31/2026

Return to Table of Contents

Tyler County Rd & Br 1-TXCNT (582554)

Dated: 09/09/2026

Portfolio Summary

	Road & Bridge 1	*Grand Total*
Par Value	724,109.98	724,109.98
Principal Cost	724,109.98	724,109.98
Book Value	724,109.98	724,109.98
Market Value	724,109.98	724,109.98
Unrealized Gain/Loss	0.00	0.00
Accrued Interest	0.00	0.00

Footnotes: 1,2,3

Portfolio Characteristics

	Road & Bridge 1	*Grand Total*
Weighted Average Maturity	0.000	0.000
Portfolio Effective Duration	---	---
Weighted Average Life	0.000	0.000
Average Credit Rating	NA	NA
Yield at Cost	3.86	3.86

Footnotes: 1,2,3

Maturity Distribution (Excl. Cash & Equiv.)

Maturity Distribution (All)

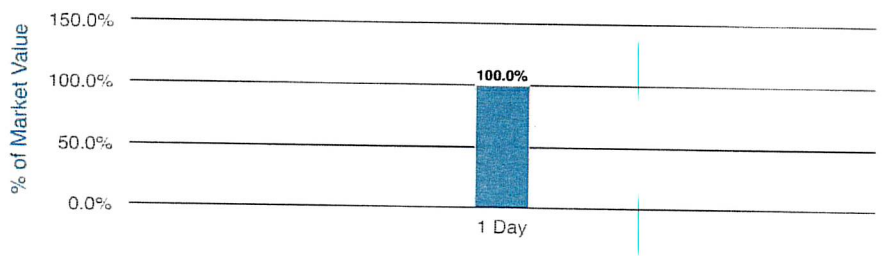

MEEDER
PUBLIC FUNDS

Portfolio Summary Dashboard

08/01/2026 - 08/31/2026

Return to Table of Contents

Tyler County Rd & Br 1-TXCNT (582554)

Dated: 09/09/2026

Asset Allocation



LGIP (100.000%)

Chart calculated by: % of Market Value

Credit Quality



NA (100.000%)

Chart calculated by: % of Market Value

Issuer Concentration

Issuer	*Ending Current Units*	*Ending Book Value*	*% of Ending Book Value*
Texas Connect	724,109.98	724,109.98	100.000%
Total	**724,109.98**	**724,109.98**	**100.000%**

Footnotes: 2,4,5

MEEDER
PUBLIC FUNDS

Portfolio Summary Dashboard

08/01/2026 - 08/31/2026

Return to Table of Contents

Tyler County Rd & Br 1-TXCNT (582554)

Dated: 09/09/2026

1: * Filtered By: Description not in "Receivable", "Payable" and Settled Status ≠ No. 2: * Weighted by: Market Value. 3: * Pivoted by: Account Fund. 4: * Grouped by: Issuer. 5: * Groups Sorted by: % of Ending Book Value.

STATEMENT DISCLOSURE SUMMARY

Meeder Public Funds Statements

DISCLOSURE

Meeder provides monthly statements for its investment management clients to provide information about the investment portfolio. The information should not be used for audit or confirmation purposes. Please review your custodial statements and report any inaccuracies or discrepancies.

Certain information and data has been supplied by unaffiliated third parties. Although Meeder believes the information is reliable, it cannot warrant the accuracy of information offered by third parties. Market value may reflect prices received from pricing vendors when current market quotations are not available. Prices may not reflect firm bids or offers and may differ from the value at which the security can be sold.

Statements may include positions from unmanaged accounts provided for reporting purposes. Unmanaged accounts are managed directly by the client and are not included in the accounts managed by the investment adviser. This information is provided as a client convenience and the investment adviser assumes no responsibility for performance of these accounts or the accuracy of the data reported.

Investing involves risk. Past performance is no guarantee of future results. Debt and fixed income securities are subject to credit and interest rate risk. The investment return and principal value of an investment will fluctuate so that an investors shares, when redeemed, may be worth more or less than their original cost. Current performance may be lower or higher than the performance data quoted.

Meeder Public Funds, Inc. is a registered investment adviser and affiliate of Meeder Investment Management, Inc. Investment advisory services are provided through Meeder Public Funds, Inc. Please contact us if you would like to receive a copy of our current ADV disclosure brochure or privacy policy.



MEEDER

PUBLIC FUNDS

Portfolio Summary

Tyler County Rd & Br 2-TXCNT (582556)

Month End (M8 Y2026)

08/01/2026 - 08/31/2026

Dated: 09/09/2026

Unlocked: the data is subject to change

MEEDER
PUBLIC FUNDS

Table of Contents

Dated: 09/09/2026

Portfolio Summary Dashboard (Tyler County Rd & Br 2-TXCNT (582556)) 1

MEEDER
PUBLIC FUNDS

Portfolio Summary Dashboard

08/01/2026 - 08/31/2026

Return to Table of Contents

Tyler County Rd & Br 2-TXCNT (582556)

Dated: 09/09/2026

Portfolio Summary

	Road & Bridge 2	*Grand Total*
Par Value	1,443,743.10	1,443,743.10
Principal Cost	1,443,743.10	1,443,743.10
Book Value	1,443,743.10	1,443,743.10
Market Value	1,443,743.10	1,443,743.10
Unrealized Gain/Loss	0.00	0.00
Accrued Interest	0.00	0.00

Footnotes: 1,2,3

Portfolio Characteristics

	Road & Bridge 2	*Grand Total*
Weighted Average Maturity	0.000	0.000
Portfolio Effective Duration	---	---
Weighted Average Life	0.000	0.000
Average Credit Rating	NA	NA
Yield at Cost	3.86	3.86

Footnotes: 1,2,3

Maturity Distribution (Excl. Cash & Equiv.)

Maturity Distribution (All)

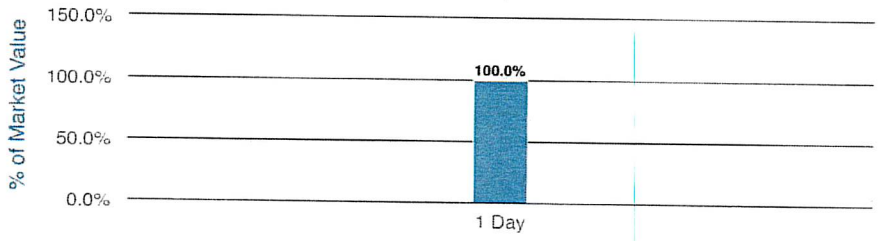

MEEDER
PUBLIC FUNDS

Portfolio Summary Dashboard

08/01/2026 - 08/31/2026

Return to Table of Contents

Tyler County Rd & Br 2-TXCNT (582556)

Dated: 09/09/2026

Asset Allocation



LGIP (100.000%)

Chart calculated by: % of Market Value

Credit Quality



NA (100.000%)

Chart calculated by: % of Market Value

Issuer Concentration

Issuer	Ending Current Units	Ending Book Value	% of Ending Book Value
Texas Connect	1,443,743.10	1,443,743.10	100.000%
Total	**1,443,743.10**	**1,443,743.10**	**100.000%**

Footnotes: 2,4,5

MEEDER
PUBLIC FUNDS

Portfolio Summary Dashboard

08/01/2026 - 08/31/2026

Return to Table of Contents

Tyler County Rd & Br 2-TXCNT (582556)

Dated: 09/09/2026

1: * Filtered By: Description not in "Receivable", "Payable" and Settled Status ≠ No. 2: * Weighted by: Market Value. 3: * Pivoted by: Account Fund. 4: * Grouped by: Issuer. 5: * Groups Sorted by: % of Ending Book Value.

STATEMENT DISCLOSURE SUMMARY

Meeder Public Funds Statements

DISCLOSURE

Meeder provides monthly statements for its investment management clients to provide information about the investment portfolio. The information should not be used for audit or confirmation purposes. Please review your custodial statements and report any inaccuracies or discrepancies.

Certain information and data has been supplied by unaffiliated third parties. Although Meeder believes the information is reliable, it cannot warrant the accuracy of information offered by third parties. Market value may reflect prices received from pricing vendors when current market quotations are not available. Prices may not reflect firm bids or offers and may differ from the value at which the security can be sold.

Statements may include positions from unmanaged accounts provided for reporting purposes. Unmanaged accounts are managed directly by the client and are not included in the accounts managed by the investment adviser. This information is provided as a client convenience and the investment adviser assumes no responsibility for performance of these accounts or the accuracy of the data reported.

Investing involves risk. Past performance is no guarantee of future results. Debt and fixed income securities are subject to credit and interest rate risk. The investment return and principal value of an investment will fluctuate so that an investors shares, when redeemed, may be worth more or less than their original cost. Current performance may be lower or higher than the performance data quoted.

Meeder Public Funds, Inc. is a registered investment adviser and affiliate of Meeder Investment Management, Inc. Investment advisory services are provided through Meeder Public Funds, Inc. Please contact us if you would like to receive a copy of our current ADV disclosure brochure or privacy policy.



MEEDER

PUBLIC FUNDS

Portfolio Summary

Tyler County Rd & Br 3-TXCNT (582557)

Month End (M8 Y2026)

08/01/2026 - 08/31/2026

Dated: 09/09/2026

Unlocked: the data is subject to change

MEEDER
PUBLIC FUNDS

Table of Contents

Dated: 09/09/2026

Portfolio Summary Dashboard (Tyler County Rd & Br 3-TXCNT (582557)) 1

MEEDER
PUBLIC FUNDS

Portfolio Summary Dashboard

08/01/2026 - 08/31/2026

Return to Table of Contents

Tyler County Rd & Br 3-TXCNT (582557)

Dated: 09/09/2026

Portfolio Summary

	Road & Bridge 3	Grand Total
Par Value	966,732.07	966,732.07
Principal Cost	966,732.07	966,732.07
Book Value	966,732.07	966,732.07
Market Value	966,732.07	966,732.07
Unrealized Gain/Loss	0.00	0.00
Accrued Interest	0.00	0.00

Footnotes: 1,2,3

Portfolio Characteristics

	Road & Bridge 3	Grand Total
Weighted Average Maturity	0.000	0.000
Portfolio Effective Duration	---	---
Weighted Average Life	0.000	0.000
Average Credit Rating	NA	NA
Yield at Cost	3.86	3.86

Footnotes: 1,2,3

Maturity Distribution (Excl. Cash & Equiv.)

Maturity Distribution (All)

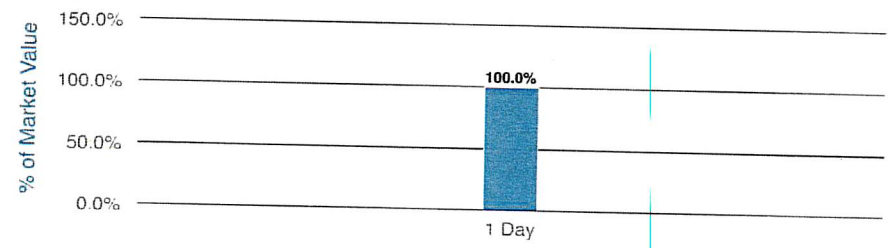

MEEDER
PUBLIC FUNDS

Portfolio Summary Dashboard

08/01/2026 - 08/31/2026

Return to Table of Contents

Tyler County Rd & Br 3-TXCNT (582557)

Dated: 09/09/2026

Asset Allocation



LGIP (100.000%)

Chart calculated by: % of Market Value

Credit Quality



NA (100.000%)

Chart calculated by: % of Market Value

Issuer Concentration

Issuer	Ending Current Units	Ending Book Value	% of Ending Book Value
Texas Connect	966,732.07	966,732.07	100.000%
Total	**966,732.07**	**966,732.07**	**100.000%**

Footnotes: 2,4,5

Portfolio Summary Dashboard

08/01/2026 - 08/31/2026

Return to Table of Contents

Tyler County Rd & Br 3-TXCNT (582557)

Dated: 09/09/2026

1: * Filtered By: Description not in "Receivable", "Payable" and Settled Status ≠ No. 2: * Weighted by: Market Value. 3: * Pivoted by: Account Fund. 4: * Grouped by: Issuer. 5: * Groups Sorted by: % of Ending Book Value.

STATEMENT DISCLOSURE SUMMARY

Meeder Public Funds Statements

DISCLOSURE

Meeder provides monthly statements for its investment management clients to provide information about the investment portfolio. The information should not be used for audit or confirmation purposes. Please review your custodial statements and report any inaccuracies or discrepancies.

Certain information and data has been supplied by unaffiliated third parties. Although Meeder believes the information is reliable, it cannot warrant the accuracy of information offered by third parties. Market value may reflect prices received from pricing vendors when current market quotations are not available. Prices may not reflect firm bids or offers and may differ from the value at which the security can be sold.

Statements may include positions from unmanaged accounts provided for reporting purposes. Unmanaged accounts are managed directly by the client and are not included in the accounts managed by the investment adviser. This information is provided as a client convenience and the investment adviser assumes no responsibility for performance of these accounts or the accuracy of the data reported.

Investing involves risk. Past performance is no guarantee of future results. Debt and fixed income securities are subject to credit and interest rate risk. The investment return and principal value of an investment will fluctuate so that an investors shares, when redeemed, may be worth more or less than their original cost. Current performance may be lower or higher than the performance data quoted.

Meeder Public Funds, Inc. is a registered investment adviser and affiliate of Meeder Investment Management, Inc. Investment advisory services are provided through Meeder Public Funds, Inc. Please contact us if you would like to receive a copy of our current ADV disclosure brochure or privacy policy.



MEEDER

PUBLIC FUNDS

Portfolio Summary

Tyler County Rd & Br 4-TXCNT (582558)

Month End (M8 Y2026)

08/01/2026 - 08/31/2026

Dated: 09/09/2026

Unlocked: the data is subject to change

MEEDER
PUBLIC FUNDS

Table of Contents

Dated: 09/09/2026

Portfolio Summary Dashboard (Tyler County Rd & Br 4-TXCNT (582558)) 1

MEEDER
PUBLIC FUNDS

Portfolio Summary Dashboard

08/01/2026 - 08/31/2026

Return to Table of Contents

Tyler County Rd & Br 4-TXCNT (582558)

Dated: 09/09/2026

Portfolio Summary

Par Value	*Road & Bridge 4*	*Grand Total*
Principal Cost	789,955.15	789,955.15
Book Value	789,955.15	789,955.15
Market Value	789,955.15	789,955.15
Unrealized Gain/Loss	789,955.15	789,955.15
Accrued Interest	0.00	0.00
	0.00	0.00

Footnotes: 1,2,3

Portfolio Characteristics

Weighted Average Maturity	*Road & Bridge 4*	*Grand Total*
Portfolio Effective Duration	0.000	0.000
Weighted Average Life	---	---
Average Credit Rating	0.000	0.000
Yield at Cost	NA	NA
	3.86	3.86

Footnotes: 1,2,3

Maturity Distribution (Excl. Cash & Equiv.)

Maturity Distribution (All)

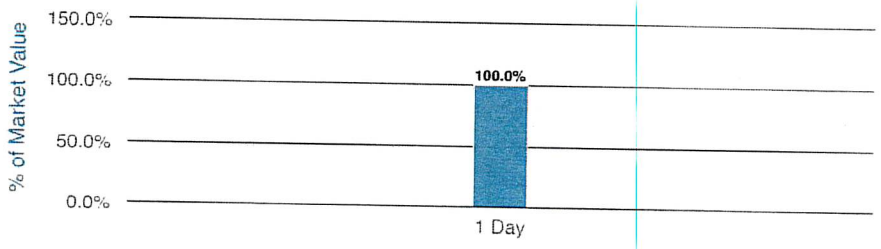

MEEDER
PUBLIC FUNDS

Portfolio Summary Dashboard

08/01/2026 - 08/31/2026

Return to Table of Contents

Tyler County Rd & Br 4-TXCNT (582558)

Dated: 09/09/2026

Asset Allocation



Chart calculated by: % of Market Value

Credit Quality



Chart calculated by: % of Market Value

Issuer Concentration

Issuer	*Ending Current Units*	*Ending Book Value*	*% of Ending Book Value*
Texas Connect	789,955.15	789,955.15	100.000%
Total	**789,955.15**	**789,955.15**	**100.000%**

Footnotes: 2,4,5

MEEDER
PUBLIC FUNDS

Portfolio Summary Dashboard

08/01/2026 - 08/31/2026

Return to Table of Contents

Tyler County Rd & Br 4-TXCNT (582558)

Dated: 09/09/2026

1: * Filtered By: Description not in "Receivable", "Payable" and Settled Status ≠ No. 2: * Weighted by: Market Value. 3: * Pivoted by: Account Fund. 4: * Grouped by: Issuer. 5: * Groups Sorted by: % of Ending Book Value.

STATEMENT DISCLOSURE SUMMARY

Meeder Public Funds Statements

DISCLOSURE

Meeder provides monthly statements for its investment management clients to provide information about the investment portfolio. The information should not be used for audit or confirmation purposes. Please review your custodial statements and report any inaccuracies or discrepancies.

Certain information and data has been supplied by unaffiliated third parties. Although Meeder believes the information is reliable, it cannot warrant the accuracy of information offered by third parties. Market value may reflect prices received from pricing vendors when current market quotations are not available. Prices may not reflect firm bids or offers and may differ from the value at which the security can be sold.

Statements may include positions from unmanaged accounts provided for reporting purposes. Unmanaged accounts are managed directly by the client and are not included in the accounts managed by the investment adviser. This information is provided as a client convenience and the investment adviser assumes no responsibility for performance of these accounts or the accuracy of the data reported.

Investing involves risk. Past performance is no guarantee of future results. Debt and fixed income securities are subject to credit and interest rate risk. The investment return and principal value of an investment will fluctuate so that an investors shares, when redeemed, may be worth more or less than their original cost. Current performance may be lower or higher than the performance data quoted.

Meeder Public Funds, Inc. is a registered investment adviser and affiliate of Meeder Investment Management, Inc. Investment advisory services are provided through Meeder Public Funds, Inc. Please contact us if you would like to receive a copy of our current ADV disclosure brochure or privacy policy.



MEEDER

PUBLIC FUNDS

Portfolio Summary

Tyler County Emer Dis-TXCNT (582553)

09/01/2026 - 09/08/2026

Dated: 09/09/2026

Unlocked: the data is subject to change

MEEDER
PUBLIC FUNDS

Table of Contents

Dated: 09/09/2026

Portfolio Summary Dashboard (Tyler County Emer Dis-TXCNT (582553)) 1

MEEDER
PUBLIC FUNDS

Portfolio Summary Dashboard

09/01/2026 - 09/08/2026

Return to Table of Contents

Tyler County Emer Dis-TXCNT (582553)

Dated: 09/09/2026

Portfolio Summary

	Emergency Disaster Fund	Grand Total
Par Value	250,000.00	250,000.00
Principal Cost	250,000.00	250,000.00
Book Value	250,000.00	250,000.00
Market Value	250,000.00	250,000.00
Unrealized Gain/Loss	0.00	0.00
Accrued Interest	0.00	0.00

Footnotes: 1,2,3

Portfolio Characteristics

	Emergency Disaster Fund	Grand Total
Weighted Average Maturity	0.000	0.000
Portfolio Effective Duration	---	---
Weighted Average Life	0.000	0.000
Average Credit Rating	NA	NA
Yield at Cost	3.85	3.85

Footnotes: 1,2,3

Maturity Distribution (Excl. Cash & Equiv.)

Maturity Distribution (All)

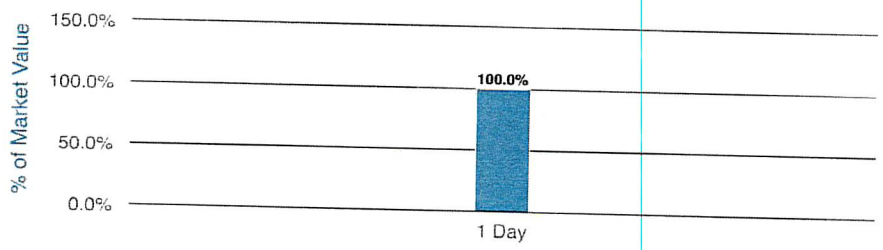

MEEDER
PUBLIC FUNDS

Portfolio Summary Dashboard

09/01/2026 - 09/08/2026

Return to Table of Contents

Tyler County Emer Dis-TXCNT (582553)

Dated: 09/09/2026

Asset Allocation



LGIP (100.000%)

Chart calculated by: % of Market Value

Credit Quality



NA (100.000%)

Chart calculated by: % of Market Value

Issuer Concentration

Issuer	Ending Current Units	Ending Book Value	% of Ending Book Value
Texas Connect	250,000.00	250,000.00	100.000%
Total	**250,000.00**	**250,000.00**	**100.000%**

Footnotes: 2,4,5

MEEDER
PUBLIC FUNDS

Portfolio Summary Dashboard

09/01/2026 - 09/08/2026

Return to Table of Contents

Tyler County Emer Dis-TXCNT (582553)

Dated: 09/09/2026

1: * Filtered By: Description not in "Receivable", "Payable" and Settled Status ≠ No. 2: * Weighted by: Market Value. 3: * Pivoted by: Account Fund. 4: * Grouped by: Issuer. 5: * Groups Sorted by: % of Ending Book Value.

STATEMENT DISCLOSURE SUMMARY

Meeder Public Funds Statements

DISCLOSURE

Meeder provides monthly statements for its investment management clients to provide information about the investment portfolio. The information should not be used for audit or confirmation purposes. Please review your custodial statements and report any inaccuracies or discrepancies.

Certain information and data has been supplied by unaffiliated third parties. Although Meeder believes the information is reliable, it cannot warrant the accuracy of information offered by third parties. Market value may reflect prices received from pricing vendors when current market quotations are not available. Prices may not reflect firm bids or offers and may differ from the value at which the security can be sold.

Statements may include positions from unmanaged accounts provided for reporting purposes. Unmanaged accounts are managed directly by the client and are not included in the accounts managed by the investment adviser. This information is provided as a client convenience and the investment adviser assumes no responsibility for performance of these accounts or the accuracy of the data reported.

Investing involves risk. Past performance is no guarantee of future results. Debt and fixed income securities are subject to credit and interest rate risk. The investment return and principal value of an investment will fluctuate so that an investors shares, when redeemed, may be worth more or less than their original cost. Current performance may be lower or higher than the performance data quoted.

Meeder Public Funds, Inc. is a registered investment adviser and affiliate of Meeder Investment Management, Inc. Investment advisory services are provided through Meeder Public Funds, Inc. Please contact us if you would like to receive a copy of our current ADV disclosure brochure or privacy policy.

Texas CLASS®

Summary Statement

August 31, 2026

0000509-0008969 PDFT 221680

Investor ID: TX-01-0643

County of Tyler
100 W Bluff St Room 105
Woodville, TX 75979

Texas CLASS

Texas CLASS

Average Monthly Yield: 3.8344%

		Beginning Balance	Contributions	Withdrawals	Income Earned	Income Earned YTD	Average Daily Balance	Month End Balance
TX-01-0643-0001	EMERGENCY DISASTER FUND 048	68,563.91	0.00	0.00	223.64	1,714.75	68,681.69	68,787.55
TX-01-0643-0002	ECONOMIC DEVELOPMENT (028)	55,310.72	0.00	0.00	180.42	1,410.81	55,405.75	55,491.14
TX-01-0643-0003	ARPA (35)	0.00	0.00	0.00	0.00	5,774.09	0.00	0.00
TX-01-0643-0004	LIBRARY FUND (36)	99,875.26	0.00	0.00	325.76	2,497.77	100,046.82	100,201.02
TX-01-0643-0005	EMERGENCY OPERATIONS (76)	86,348.25	0.00	0.00	281.63	2,159.43	86,496.57	86,629.88
TX-01-0643-0006	CHILD WELFARE BOARD (96)	9,400.06	0.00	0.00	30.67	235.13	9,416.21	9,430.73

Texas CLASS®

Summary Statement

August 31, 2026

Investor ID: TX-01-0643

County of Tyler
100 W Bluff St Room 105
Woodville, TX 75979

Texas CLASS - (continued)

		Beginning Balance	Contributions	Withdrawals	Income Earned	Income Earned YTD	Average Daily Balance	Month End Balance
TX-01-0643-0007	CHILD SAFETY FUND (97)	0.00	0.00	0.00	0.00	0.00	0.00	0.00
TX-01-0643-0008	DIST COURT CRIM TECH FUND (103)	35,250.17	0.00	0.00	114.98	881.59	35,310.72	35,365.15
TX-01-0643-0009	COURTHOUSE RESTORATION (111)	785,701.33	0.00	0.00	2,562.77	19,649.90	787,051.04	788,264.10
TX-01-0643-0010	LEGISLATIVE SERVICES (112)	68,150.22	0.00	0.00	222.28	1,704.39	68,267.28	68,372.50
TX-01-0643-0011	GENERAL FUND	0.00	0.00	0.00	0.00	11,966.56	0.00	0.00
TOTAL		**1,208,599.92**	**0.00**	**0.00**	**3,942.15**	**47,994.42**	**1,210,676.08**	**1,212,542.07**

Texas CLASS®

Summary Statement

August 31, 2026

Investor ID: TX-01-0643

County of Tyler
100 W Bluff St Room 105
Woodville, TX 75979

Texas CLASS Government

Average Monthly Yield: 3.5807%

		Beginning Balance	Contributions	Withdrawals	Income Earned	Income Earned YTD	Average Daily Balance	Month End Balance
TX-01-0643-4001	GENERAL FUND - GOVY	248,540.85	0.00	0.00	756.92	3,321.19	248,939.91	249,297.77
TX-01-0643-4002	Road & Bridge 1	0.00	0.00	0.00	0.00	4,713.66	0.00	0.00
TX-01-0643-4003	Road & Bridge 2	0.00	0.00	0.00	0.00	6,643.31	0.00	0.00
TX-01-0643-4004	Road & Bridge 3	0.00	0.00	0.00	0.00	2,303.34	0.00	0.00
TX-01-0643-4005	Road & Bridge 4	0.00	0.00	0.00	0.00	1,645.81	0.00	0.00
TX-01-0643-4006	Tyler County Rodeo Arena/Fairgrounds	17,483.17	0.00	0.00	53.25	410.04	17,511.24	17,536.42
TX-01-0643-4007	County Clerk RMP	8,388.78	0.00	0.00	25.54	451.99	8,402.24	8,414.32

Texas CLASS®

Summary Statement

August 31, 2026

Investor ID: TX-01-0643

County of Tyler
100 W Bluff St Room 105
Woodville, TX 75979

Texas CLASS Government - (continued)

		Beginning Balance	Contributions	Withdrawals	Income Earned	Income Earned YTD	Average Daily Balance	Month End Balance
TX-01-0643-4008	Benevolence Fund	4,697.79	0.00	0.00	14.28	110.10	4,705.32	4,712.07
TX-01-0643-4009	Peace Officer Service Fees	116,553.55	0.00	0.00	354.93	2,733.38	116,740.67	116,908.48
TX-01-0643-4010	Courthouse Security	21,828.21	0.00	0.00	66.48	511.91	21,863.26	21,894.69
TX-01-0643-4011	County RMP	99,070.38	0.00	0.00	301.71	2,323.42	99,229.45	99,372.09
TX-01-0643-4012	County-Wide Right-of-Way Fund	1,532.49	0.00	0.00	4.65	36.18	1,534.94	1,537.14
TX-01-0643-4013	Emergency Disaster Relief	1.41	0.00	0.00	0.00	0.00	1.41	1.41
TX-01-0643-4014	Tyler County Nutrition Center	11,655.42	0.00	0.00	35.49	273.38	11,674.12	11,690.91

Texas CLASS®

Summary Statement

August 31, 2026

Investor ID: TX-01-0643

County of Tyler
100 W Bluff St Room 105
Woodville, TX 75979

Texas CLASS Government - (continued)

		Beginning Balance	Contributions	Withdrawals	Income Earned	Income Earned YTD	Average Daily Balance	Month End Balance
TX-01-0643-4015	TYLER CO AIRPORT (025)	24,779.03	0.00	0.00	75.47	581.08	24,818.82	24,854.50
TX-01-0643-4016	DIST CLERK STATE APPROP. (30)	57,782.87	0.00	0.00	175.97	1,355.11	57,875.64	57,958.84
TX-01-0643-4017	CDA FORFEITURE (32)	10,489.85	0.00	0.00	31.94	246.04	10,506.69	10,521.79
TX-01-0643-4018	SHERIFF FORFEITURE (33)	11,655.34	0.00	0.00	35.49	273.38	11,674.04	11,690.83
TX-01-0643-4019	DISTRICT CLERK RMP (34)	5,516.72	0.00	0.00	16.78	129.37	5,525.57	5,533.50
TX-01-0643-4020	CDA FEES (50)	31.76	0.00	0.00	0.05	0.35	31.79	31.81
TX-01-0643-4021	CDA STATE APPROP (51)	93,242.71	0.00	0.00	283.97	2,186.74	93,392.42	93,526.68

Texas CLASS®

Summary Statement

August 31, 2026

Investor ID: TX-01-0643

County of Tyler
100 W Bluff St Room 105
Woodville, TX 75979

Texas CLASS Government - (continued)

		Beginning Balance	Contributions	Withdrawals	Income Earned	Income Earned YTD	Average Daily Balance	Month End Balance
TX-01-0643-4022	JUVENILE PROB (54)	116,553.47	0.00	0.00	354.93	2,733.38	116,740.59	116,908.40
TX-01-0643-4023	JUSTICE COURT (73)	46,621.36	0.00	0.00	141.99	1,093.32	46,696.22	46,763.35
TX-01-0643-4024	HOMELAND SECURITY (74)	11,625.55	0.00	0.00	35.40	272.66	11,644.21	11,660.95
TX-01-0643-4025	TJPC-TITLE FIVE FUND (88)	34,966.03	0.00	0.00	106.48	820.01	35,022.17	35,072.51
TOTAL		**943,016.74**	**0.00**	**0.00**	**2,871.72**	**35,169.15**	**944,530.72**	**945,888.46**

Section 4

Income/Expense Report

Tyler County, TX

Income Statement
Account Summary
For Fiscal: 2026 Period Ending: 08/31/2026

		Original Total Budget	Current Total Budget	MTD Activity	YTD Activity	Budget Remaining
Fund: 010 - GENERAL FUND						
Revenue						
010-30000	BEGINNING BALANCE	55,273.03	55,273.03	0.00	0.00	55,273.03
010-31001	AD VAL .6550	8,992,684.49	8,992,684.49	73,971.30	9,463,023.13	-470,338.64
010-31004	HALF CENT SALES TAX(TAX ALLOC)	1,130,000.00	1,130,000.00	96,484.19	682,767.87	447,232.13
010-31008	PAYMENT IN LIEU OF TAXES	75,000.00	75,000.00	0.00	85,590.09	-10,590.09
010-31010	HOTEL OCCUPANCY TAX	0.00	0.00	1,009.74	9,403.17	-9,403.17
010-31020	DELINQUENT AD VALOREM	250,000.00	250,000.00	18,117.19	231,094.00	18,906.00
010-31030	ALCOHOLIC BEVERAGE TAX	5,000.00	5,000.00	80.95	1,182.74	3,817.26
010-31111	SENATE BILL 22 LAW	525,000.00	525,000.00	0.00	350,000.00	175,000.00
010-31147	ENTITY TAX COLLECTION FEES	42,000.00	42,000.00	4,508.87	36,766.30	5,233.70
010-31150	SHERIFF FEES	12,000.00	12,000.00	1,797.40	5,117.40	6,882.60
010-31155	TITLES	13,000.00	13,000.00	1,505.00	13,740.85	-740.85
010-32000	AD VALOREM FEES	500,000.00	500,000.00	37,144.12	459,704.20	40,295.80
010-32103	AUTO REGISTRATION FEES	100,000.00	100,000.00	6,526.56	42,369.24	57,630.76
010-32109	COMMUNITY SERVICE FEES	0.00	0.00	0.00	29.00	-29.00
010-32118	PROBATE JUDICIAL EDUCATION FEES	400.00	400.00	35.00	335.00	65.00
010-32127	FLOODPLAIN PERMIT FEE	25.00	25.00	0.00	0.00	25.00
010-32131	JURY FEES/REIMBURSEMENTS	6,500.00	6,500.00	270.00	2,548.00	3,952.00
010-32132	RENTAL FEES COLLECTED	0.00	0.00	5,717.24	22,868.96	-22,868.96
010-32133	GROSS WEIGHT AXEL PAYMENTS/STATE	0.00	0.00	0.00	22,870.83	-22,870.83
010-32499	COURT COST SERVICE FEES	12,392.00	12,392.00	0.00	3,567.67	8,824.33
010-32501	JUSTICE-OF-PEACE I FEES	50,000.00	50,000.00	2,067.79	41,725.66	8,274.34
010-32502	JUSTICE-OF-PEACE II FEES	10,000.00	10,000.00	664.72	15,780.57	-5,780.57
010-32503	JUSTICE-OF-PEACE III FEES	10,000.00	10,000.00	1,046.10	16,214.26	-6,214.26
010-32504	JUSTICE-OF-PEACE IV FEES	10,000.00	10,000.00	0.00	5,137.73	4,862.27
010-32513	PASSPORT FEES	10,000.00	10,000.00	0.00	0.00	10,000.00
010-32516	COUNTY CLERK FEES	190,000.00	190,000.00	17,931.04	125,067.74	64,932.26
010-32517	COUNTY CLERK FINES	8,000.00	8,000.00	2,998.52	20,043.84	-12,043.84
010-32519	DISTRICT CLERK FEES	65,000.00	65,000.00	4,374.00	69,602.98	-4,602.98
010-32522	DISTRICT CLERK FINES	23,000.00	23,000.00	9.00	48,726.64	-25,726.64
010-32534	TRUANT CONDUCT FEE (TCF) JP FEES	0.00	0.00	0.00	8.00	-8.00
010-32537	JUDICIAL JUDGE'S SALARY COMPTROLLER	0.00	0.00	6,625.00	19,875.00	-19,875.00
010-32544	(VRC) VISUAL RECORDING FEE - COUNTY C	0.00	0.00	21.74	71.14	-71.14
010-32545	LOCAL - J.P's LCCC & LCCF	0.00	0.00	1,228.83	18,295.32	-18,295.32
010-32551	LOCAL-CO. & DIST. CONSOLIDATED CIVIL F	0.00	0.00	362.22	7,628.28	-7,628.28
010-34714	CO & DIST CLERK FEES-STATE-JUVENILE CRI	0.00	0.00	0.00	0.01	-0.01
010-34849	DIST CLERK FEES-STATE-CHILD ABUSE PREV	0.00	0.00	0.00	31.42	-31.42
010-35100	INTEREST ON INVESTMENTS	50,000.00	50,000.00	9,329.17	175,808.10	-125,808.10
010-35104	INTEREST TEXAS CLASS INVESTMENTS	75,000.00	75,000.00	756.92	15,287.75	59,712.25
010-35105	INTEREST FNB WICHITA FALLS INVESTMEN	80,000.00	80,000.00	0.00	52,957.01	27,042.99
010-35109	INTEREST ON INVESTMENTS - AMERICAN S	5,000.00	5,000.00	0.00	0.00	5,000.00
010-35110	TX CONNECT-INTEREST ON INVESTMENTS	0.00	0.00	12,469.03	61,060.28	-61,060.28
010-35111	INTEREST ON INVESTMENTS - MEEDER INV	0.00	0.00	-261.97	51,055.01	-51,055.01
010-36109	INDIGENT DEFENSE FORMULA GRANT	25,000.00	25,000.00	0.00	21,805.00	3,195.00
010-36123	DETCOG COMMUNITY CLEAN UP	0.00	0.00	0.00	76.00	-76.00
010-36466	OPIOID SETTLEMENT FUNDING	0.00	0.00	0.00	10,176.11	-10,176.11
010-37000	REFUNDS	45,000.00	45,000.00	5,436.57	14,349.31	30,650.69
010-37102	REIMBURSEMENTS	39,639.00	39,639.00	1,792.94	16,785.80	22,853.20
010-37103	REIMBURSEMENTS/ELECTIONS	146,285.38	146,285.38	0.00	0.00	146,285.38
010-37104	REIMBURSEMENTS-SHERIFF DEPARTMENT	5,000.00	5,000.00	1,267.31	6,009.14	-1,009.14
010-37105	REIMB. INSURANCE CLAIMS	100.00	100.00	0.00	0.00	100.00
010-37108	TX LIBRARY & ARCHIVES REIMB	0.00	0.00	0.00	42,190.35	-42,190.35

		Original Total Budget	Current Total Budget	MTD Activity	YTD Activity	Budget Remaining
010-37111	VINE/SAVNS REIMBURSEMENT	8,000.00	8,000.00	0.00	1,363.06	6,636.94
010-37116	911 MAPPING COORDINATOR REIMBURSE	0.00	0.00	0.00	18,276.38	-18,276.38
010-38100	CDA SALARY SUPPLEMENTS	5,000.00	5,000.00	2,500.00	3,750.00	1,250.00
010-38104	DONATIONS FOR VETERANS SERVICE	0.00	0.00	0.00	425.00	-425.00
010-38107	REIMBURSEMENTS-HOSPITALIZATION	25,000.00	25,000.00	502.82	4,257.84	20,742.16
010-38111	DONATIONS	0.00	0.00	0.00	5,500.00	-5,500.00
010-38113	OTHER INCOME	0.00	0.00	93.60	738.83	-738.83
010-38116	SHERIFF SALES	85,000.00	85,000.00	71,152.95	92,727.50	-7,727.50
010-38119	UNCLAIMED PROPERTY	100.00	100.00	0.00	0.00	100.00
010-38120	UNUSED JURY MONEY	5,000.00	5,000.00	0.00	1,175.00	3,825.00
010-39019	TRANSFER FROM CDA STATE APPROPRIATI	73,309.00	73,309.00	0.00	0.00	73,309.00
010-39020	TRANSFER FROM COUNTY WIDE RIGHT OF	253,606.44	253,606.44	0.00	0.00	253,606.44
010-39021	TRANSFER FROM DETCOG COMMUNICATI	31,500.00	31,500.00	0.00	0.00	31,500.00
010-39028	TRANSFER FROM ARPA (PREMIUM PAY)	0.00	0.00	0.00	485,445.52	-485,445.52
010-39033	FILING FEE FOR WRITE IN CANDIDATE	0.00	0.00	750.00	750.00	-750.00
	Revenue Total:	**13,052,814.34**	**13,052,814.34**	**390,285.86**	**12,903,156.03**	**149,658.31**
Expense						
010-401-31020	SHERIFF TAX SALES	0.00	0.00	0.00	46,574.55	-46,574.55
010-401-40000	SALARIES-FIREMARSHALL	3,000.00	3,000.00	0.00	0.00	3,000.00
010-401-40100	SOCIAL SECURITY	209.00	209.00	0.00	0.00	209.00
010-401-40110	RETIREMENT	209.00	209.00	0.00	0.00	209.00
010-401-40130	WORKERS' COMPENSATION	67,000.00	69,555.00	0.00	27,874.50	41,680.50
010-401-40140	UNEMPLOYMENT INSURANCE	10,000.00	10,000.00	567.25	8,649.40	1,350.60
010-401-40150	CONTINGENCY/HOSPITALIZATION	1,160,397.00	1,160,397.00	90,149.22	755,122.06	405,274.94
010-401-42111	POSTAGE FOR POSTAGE METER	50,000.00	50,664.06	3,351.03	28,429.78	22,234.28
010-401-42116	HEALTHY COUNTY EXPENSE	325.00	325.00	0.00	6,432.49	-6,107.49
010-401-42119	DETCOG GRANT COMMUNITY CLEAN UP	0.00	0.00	0.00	7,105.08	-7,105.08
010-401-42136	LONG LEAF SOIL & WATER CONSERV	2,000.00	2,000.00	0.00	2,000.00	0.00
010-401-42142	MISC. EXPENSE (HOTEL OCCUPANY)	0.00	0.00	0.00	1,985.71	-1,985.71
010-401-42158	ELECTION EXPENSE	0.00	0.00	0.00	-72.00	72.00
010-401-42178	CONTINGENCY FOR MISCELLANEOUS	400,000.00	390,860.00	0.00	0.00	390,860.00
010-401-42180	COURTHOUSE HISTORICAL SOCIETY	4,500.00	4,500.00	0.00	2,191.24	2,308.76
010-401-42185	LAW ENFORCEMENT LIAB INSURANCE	42,188.00	42,188.00	0.00	38,629.00	3,559.00
010-401-42197	SAFETY AWARD & EDUCATION EXPENSES	0.00	0.00	372.26	4,122.26	-4,122.26
010-401-42201	FOSTER CHILD CARE	10,000.00	10,000.00	10,000.00	10,000.00	0.00
010-401-42204	TYLER COUNTY YOUTH PROGRAMS	20,000.00	20,000.00	16,025.40	16,025.40	3,974.60
010-401-42206	SOUTHEAST TX R C & D	0.00	0.00	0.00	500.00	-500.00
010-401-42218	TYLER COUNTY APPRAISEL DIST.	635,213.00	635,213.00	0.00	481,310.25	153,902.75
010-401-42231	HOUSING OF TCSO INMATES	375,000.00	375,000.00	4,650.00	366,994.20	8,005.80
010-401-42233	TRAVEL (COUNTY REPRESENTATION)	5,000.00	5,000.00	115.27	1,322.25	3,677.75
010-401-42237	COURT ORDERED DRUG TESTS	5,000.00	5,000.00	0.00	0.00	5,000.00
010-401-42349	PUBLIC OFFICIALS LIAB INSURANC	23,923.00	23,923.00	0.00	23,212.00	711.00
010-401-42500	COUNTY TELEPHONES	60,000.00	60,000.00	3,747.49	32,377.47	27,622.53
010-401-42616	ADVERTISING	10,500.00	10,500.00	470.60	1,515.41	8,984.59
010-401-42628	CONTINGENCY FOR LEGAL FEES	125,000.00	125,000.00	31,006.39	142,885.50	-17,885.50
010-401-42640	EMPLOYEE PHYSICALS	2,000.00	2,000.00	0.00	166.00	1,834.00
010-401-42643	AUTOPSIES	75,000.00	75,000.00	0.00	60,250.00	14,750.00
010-401-42649	ALLAN SHIVERS LIBRARY	130,000.00	130,000.00	0.00	139,690.35	-9,690.35
010-401-42650	ASSOCIATION DUES	15,000.00	15,000.00	0.00	4,289.00	10,711.00
010-401-42652	BURKE CENTER	17,912.00	17,912.00	17,912.00	17,912.00	0.00
010-401-42668	INDEPENDENT AUDIT	65,000.00	65,000.00	0.00	47,000.00	18,000.00
010-401-42674	LEGISLATIVE/RISK/GOVERNMENT REPRESE	0.00	0.00	4,062.45	4,062.45	-4,062.45
010-401-42686	GARTH HOUSE	5,000.00	5,000.00	0.00	0.00	5,000.00
010-401-42688	GENERAL LIABILITY INSURANCE	7,828.00	7,828.00	0.00	10,601.50	-2,773.50
010-401-42697	RADIO TOWER RENTAL	1,680.00	1,680.00	0.00	0.00	1,680.00
010-401-42701	RURAL FIRE PROTECTION	5,400.00	5,400.00	300.00	3,750.00	1,650.00
010-401-42900	BONDS	17,000.00	17,000.00	185.00	1,570.76	15,429.24
010-401-43621	SHERIFF VEHICLE LIABILITY	45,651.00	45,651.00	0.00	49,642.00	-3,991.00
010-401-48000	MISCELLANEOUS EXPENSE	34,000.00	34,000.00	-0.10	5,552.06	28,447.94

		Original Total Budget	Current Total Budget	MTD Activity	YTD Activity	Budget Remaining
010-401-48012	PAYMENT IN LIEU OF TAXES	3,000.00	3,000.00	0.00	0.00	3,000.00
010-402-40000	SALARIES	376,981.00	376,981.00	25,757.18	273,211.23	103,769.77
010-402-40100	SOCIAL SECURITY	28,840.00	28,840.00	1,814.73	16,300.15	12,539.85
010-402-40110	RETIREMENT	26,238.00	26,238.00	1,753.62	14,977.42	11,260.58
010-402-42100	OFFICE SUPPLIES	6,000.00	6,000.00	549.44	2,290.65	3,709.35
010-402-42150	UNIFORMS	1,000.00	1,000.00	0.00	98.00	902.00
010-402-42500	STATE HEALTH DEPT.	3,600.00	3,600.00	270.84	1,011.99	2,588.01
010-402-42651	BOOK BINDING	1,000.00	1,000.00	0.00	0.00	1,000.00
010-402-42659	TRAINING & EDUCATION	19,070.12	19,695.12	388.76	3,502.29	16,192.83
010-402-43200	PURCHASE OF EQUIPMENT	4,000.00	4,000.00	0.00	0.00	4,000.00
010-405-40000	SALARIES	75,398.00	75,398.00	4,929.20	36,765.92	38,632.08
010-405-40100	SOCIAL SECURITY	5,768.00	5,768.00	377.07	2,812.56	2,955.44
010-405-40110	RETIREMENT	5,308.00	5,308.00	330.23	2,457.06	2,850.94
010-405-42100	OFFICE SUPPLIES	1,100.00	1,100.00	102.90	583.20	516.80
010-405-42663	TRAINING & EDUCATION	1,500.00	1,500.00	0.00	276.79	1,223.21
010-405-43620	VEHICLES	1,000.00	1,000.00	0.00	0.00	1,000.00
010-407-40000	SALARIES	255,484.00	255,484.00	18,753.06	159,401.01	96,082.99
010-407-40100	SOCIAL SECURITY	19,545.00	19,545.00	1,347.57	11,497.87	8,047.13
010-407-40110	RETIREMENT	17,782.00	17,782.00	1,282.72	10,910.51	6,871.49
010-407-42100	OFFICE SUPPLIES	5,500.00	5,500.00	86.56	1,604.66	3,895.34
010-407-42150	UNIFORMS	750.00	750.00	0.00	203.99	546.01
010-407-42198	PASSPORT EXPENSE	10,000.00	10,000.00	0.00	0.00	10,000.00
010-407-42650	ASSOCIATION DUES	175.00	175.00	0.00	275.00	-100.00
010-407-42659	TRAINING & EDUCATION	12,178.00	12,828.00	319.95	3,230.69	9,597.31
010-408-42216	TRANSCRIPTS	3,500.00	3,500.00	0.00	0.00	3,500.00
010-408-42347	PSYCHIATRIC & MEDICAL EXPENSE	10,000.00	10,000.00	0.00	0.00	10,000.00
010-408-42634	COURT APPOINTED ATTORNEYS	150,000.00	150,000.00	8,350.00	60,275.00	89,725.00
010-408-42637	CPS COURT APPOINTED ATTORNEYS	85,000.00	85,000.00	16,737.50	88,282.04	-3,282.04
010-408-42638	CPS COURT REPORTER	6,000.00	6,000.00	325.00	1,950.00	4,050.00
010-408-42685	FOOD/LODGING FOR JURORS	2,250.00	2,250.00	142.76	1,494.38	755.62
010-408-42689	GRAND JURORS	8,000.00	8,000.00	0.00	10,620.00	-2,620.00
010-408-42690	GRAND JURY COMMISSION	100.00	100.00	0.00	0.00	100.00
010-408-42700	PETIT JURORS	28,564.00	28,564.00	0.00	2,640.00	25,924.00
010-409-40000	SALARIES	3,000.00	3,000.00	250.00	2,000.00	1,000.00
010-409-40100	SOCIAL SECURITY	230.00	230.00	19.13	153.04	76.96
010-409-40110	RETIREMENT	209.00	209.00	17.40	139.20	69.80
010-409-42100	OFFICE SUPPLIES	200.00	200.00	0.00	0.00	200.00
010-409-42172	JUDICIAL DISTRICT EXPENSES	700.00	700.00	0.00	0.00	700.00
010-409-42354	COURT SUPPLEMENTS &. EXPENSE	32,000.00	32,000.00	0.00	0.00	32,000.00
010-409-42500	TELEPHONE	850.00	850.00	0.00	0.00	850.00
010-409-42630	CONTINUING EDUCATION	200.00	200.00	0.00	0.00	200.00
010-409-42636	COURT REPORTER TRAVEL/SUPPLIES	1,500.00	1,500.00	585.00	1,720.00	-220.00
010-410-40000	SALARIES	8,810.00	8,810.00	677.70	5,760.45	3,049.55
010-410-40100	SOCIAL SECURITY	674.00	674.00	51.84	440.64	233.36
010-410-40110	RETIREMENT	614.00	614.00	47.16	401.14	212.86
010-410-42100	OFFICE SUPPLIES	400.00	400.00	0.00	0.00	400.00
010-410-42354	COURT SUPPLEMENTS & EXPENSES	60,200.00	60,200.00	19,769.28	55,608.67	4,591.33
010-410-42636	COURT REPORTER TRAVEL/SUPPLIES	1,100.00	1,100.00	0.00	0.00	1,100.00
010-410-42659	TRAINING & EDUCATION	691.00	691.00	0.00	0.00	691.00
010-411-40000	SALARIES	171,331.00	171,331.00	13,571.14	111,722.69	59,608.31
010-411-40100	SOCIAL SECURITY	13,107.00	13,107.00	1,026.76	8,455.29	4,651.71
010-411-40110	RETIREMENT	11,925.00	11,925.00	928.49	7,644.45	4,280.55
010-411-42100	OFFICE SUPPLIES	2,783.00	2,783.00	82.88	713.02	2,069.98
010-411-42150	UNIFORMS	750.00	750.00	0.00	728.89	21.11
010-411-42661	TRAINING & EDUCATION	11,500.00	11,500.00	0.00	2,349.53	9,150.47
010-411-42700	PETIT JURORS	2,000.00	2,000.00	0.00	0.00	2,000.00
010-412-40000	SALARIES	39,473.00	39,473.00	3,003.28	25,202.88	14,270.12
010-412-40100	SOCIAL SECURITY	3,020.00	3,020.00	215.18	1,811.45	1,208.55
010-412-40110	RETIREMENT	2,748.00	2,748.00	202.60	1,700.65	1,047.35

		Original Total Budget	Current Total Budget	MTD Activity	YTD Activity	Budget Remaining
010-412-42100	OFFICE SUPPLIES	600.00	600.00	0.00	0.00	600.00
010-412-42110	POSTAGE	100.00	100.00	0.00	0.00	100.00
010-412-42150	UNIFORMS	250.00	250.00	0.00	0.00	250.00
010-412-42500	TELEPHONE	1,600.00	1,600.00	0.00	0.00	1,600.00
010-412-42661	TRAINING & EDUCATION	7,500.00	7,500.00	0.00	1,520.95	5,979.05
010-413-40000	SALARIES	38,513.00	38,513.00	3,003.28	25,202.88	13,310.12
010-413-40100	SOCIAL SECURITY	2,947.00	2,947.00	229.74	1,927.93	1,019.07
010-413-40110	RETIREMENT	2,681.00	2,681.00	202.60	1,700.65	980.35
010-413-42100	OFFICE SUPPLIES	900.00	900.00	0.00	0.00	900.00
010-413-42110	POSTAGE	200.00	200.00	0.00	0.00	200.00
010-413-42150	UNIFORMS	250.00	250.00	0.00	0.00	250.00
010-413-42500	TELEPHONE	1,100.00	1,100.00	0.00	0.00	1,100.00
010-413-42661	TRAINING & EDUCATION	7,500.00	7,500.00	0.00	1,070.95	6,429.05
010-413-42700	PETIT JURORS	200.00	200.00	0.00	0.00	200.00
010-414-40000	SALARIES	42,163.00	42,163.00	3,053.28	25,627.88	16,535.12
010-414-40100	SOCIAL SECURITY	3,226.00	3,226.00	233.58	1,960.56	1,265.44
010-414-40110	RETIREMENT	2,935.00	2,935.00	206.08	1,730.25	1,204.75
010-414-42100	OFFICE SUPPLIES	1,800.00	1,800.00	0.00	671.61	1,128.39
010-414-42110	POSTAGE	400.00	400.00	0.00	0.00	400.00
010-414-42150	UNIFORMS	250.00	250.00	0.00	239.89	10.11
010-414-42500	TELEPHONE	1,425.00	1,425.00	0.00	0.00	1,425.00
010-414-42510	UTILITIES	1,200.00	1,200.00	0.00	0.00	1,200.00
010-414-42661	TRAINING & EDUCATION	7,500.00	7,500.00	0.00	0.00	7,500.00
010-415-42623	COMMITTMENTS	7,000.00	7,000.00	785.00	4,155.00	2,845.00
010-415-42634	COURT APPOINTED ATTORNEYS	20,000.00	20,000.00	0.00	18,775.00	1,225.00
010-415-42635	COURT REPORTER	3,000.00	3,000.00	585.00	2,770.00	230.00
010-415-42700	PETIT JURORS	2,000.00	2,000.00	0.00	40.00	1,960.00
010-415-42909	REIMB. COURT COST	500.00	500.00	0.00	0.00	500.00
010-416-42000	SALARIES ELECTIONS	40,000.00	40,000.00	0.00	0.00	40,000.00
010-416-42002	SOCIAL SECURITY ELECTIONS	3,000.00	3,000.00	0.00	0.00	3,000.00
010-416-42100	OFFICE SUPPLIES ELECTIONS	10,000.00	10,000.00	2,487.24	5,464.06	4,535.94
010-416-42189	TRAINING & EDUCATION ELECTIONS	15,000.00	15,000.00	204.00	2,757.67	12,242.33
010-416-42626	PROFESSIONAL SERVICES ELECTIONS	60,000.00	60,000.00	0.00	43,690.15	16,309.85
010-416-42696	POLLING PLACE RENTAL ELECTIONS	2,000.00	2,000.00	0.00	500.00	1,500.00
010-419-40000	SALARIES	393,773.00	393,773.00	12,582.08	178,709.69	215,063.31
010-419-40100	SOCIAL SECURITY	30,124.00	30,124.00	944.72	13,473.03	16,650.97
010-419-40110	RETIREMENT	27,407.00	27,407.00	817.62	12,062.74	15,344.26
010-419-42100	OFFICE SUPPLIES	6,200.00	6,200.00	458.30	4,485.74	1,714.26
010-419-42150	UNIFORMS	1,000.00	1,000.00	80.00	158.12	841.88
010-419-42222	WITNESS EXPENSE	5,000.00	5,000.00	0.00	586.50	4,413.50
010-419-42400	GAS, OIL, GREASE	2,000.00	2,000.00	98.32	750.27	1,249.73
010-419-42414	RADIO REPAIR	250.00	250.00	0.00	0.00	250.00
010-419-42416	VEHICLE OPERATIONS/MAINTENANCE	7,000.00	7,000.00	48.99	163.50	6,836.50
010-419-42500	TELEPHONE	1,000.00	1,000.00	0.00	0.00	1,000.00
010-419-42639	DNA LAB FEES	2,000.00	2,000.00	0.00	0.00	2,000.00
010-419-42659	TRAINING & EDUCATION	9,110.00	9,365.00	-895.00	4,128.23	5,236.77
010-419-42900	BONDS	0.00	0.00	0.00	150.00	-150.00
010-420-40000	SALARIES	324,565.00	324,565.00	24,348.06	199,673.54	124,891.46
010-420-40100	SOCIAL SECURITY	24,830.00	24,830.00	1,740.28	14,294.07	10,535.93
010-420-40110	RETIREMENT	22,590.00	22,590.00	1,665.70	13,667.46	8,922.54
010-420-42100	OFFICE SUPPLIES	6,700.00	6,781.35	542.63	2,320.11	4,461.24
010-420-42150	UNIFORMS	1,500.00	1,500.00	100.00	951.11	548.89
010-420-42500	TELEPHONE	4,000.00	4,000.00	158.91	2,165.28	1,834.72
010-420-42650	ASSOCIATION DUES	600.00	600.00	0.00	600.00	0.00
010-420-42659	TRAINING & EDUCATION	12,500.00	12,500.00	0.00	3,230.16	9,269.84
010-421-40000	SALARIES	209,045.00	209,045.00	15,647.50	129,813.83	79,231.17
010-421-40100	SOCIAL SECURITY	15,992.00	15,992.00	1,124.22	9,348.28	6,643.72
010-421-40110	RETIREMENT	14,550.00	14,550.00	1,079.41	8,956.07	5,593.93
010-421-42100	OFFICE SUPPLIES	1,575.00	1,575.00	0.00	1,226.10	348.90

		Original Total Budget	Current Total Budget	MTD Activity	YTD Activity	Budget Remaining
010-421-42150	UNIFORMS	400.00	400.00	0.00	137.14	262.86
010-421-42189	TRAINING & EDUCATION	10,725.47	13,298.01	0.00	9,732.82	3,565.19
010-421-42190	MEETINGS EXPENSE	200.00	200.00	0.00	136.19	63.81
010-421-42650	ASSOCIATION DUES	200.00	200.00	0.00	200.00	0.00
010-422-40000	SALARIES	224,940.00	224,940.00	16,813.82	143,304.47	81,635.53
010-422-40100	SOCIAL SECURITY	17,208.00	17,208.00	1,214.66	10,390.01	6,817.99
010-422-40110	RETIREMENT	15,656.00	15,656.00	1,150.98	9,816.88	5,839.12
010-422-42100	OFFICE SUPPLIES	2,000.00	3,028.95	495.04	2,108.19	920.76
010-422-42150	UNIFORMS	250.00	250.00	0.00	57.50	192.50
010-422-42650	ASSOCIATION DUES	325.00	325.00	0.00	0.00	325.00
010-422-42659	TRAINING & EDUCATION	12,000.00	12,150.00	0.00	9,367.63	2,782.37
010-423-40000	SALARIES	139,775.00	139,775.00	11,228.22	92,224.24	47,550.76
010-423-40100	SOCIAL SECURITY	10,693.00	10,693.00	836.28	6,873.76	3,819.24
010-423-40110	RETIREMENT	9,729.00	9,729.00	710.86	6,087.33	3,641.67
010-423-42100	OFFICE SUPPLIES	3,000.00	3,000.00	76.73	2,762.34	237.66
010-423-42150	UNIFORMS	500.00	500.00	0.00	178.50	321.50
010-423-42650	ASSOCIATION DUES	280.00	280.00	0.00	215.00	65.00
010-423-42659	TRAINING & EDUCATION	12,000.00	14,344.98	0.00	9,172.41	5,172.57
010-424-40000	SALARIES	43,793.00	43,793.00	3,453.28	28,802.88	14,990.12
010-424-40100	SOCIAL SECURITY	3,351.00	3,351.00	263.81	2,198.36	1,152.64
010-424-40110	RETIREMENT	3,048.00	3,048.00	237.00	1,956.12	1,091.88
010-424-42150	UNIFORMS	250.00	250.00	0.00	116.98	133.02
010-424-42661	TRAINING & EDUCATION	9,935.55	11,348.65	0.00	275.40	11,073.25
010-424-43220	EMERGENCY EQUIPMENT	250.00	250.00	0.00	0.00	250.00
010-424-43232	RADIO & EQUIPMENT	600.00	600.00	0.00	505.36	94.64
010-425-40000	SALARIES	46,553.00	46,553.00	3,453.28	28,802.88	17,750.12
010-425-40100	SOCIAL SECURITY	3,560.00	3,560.00	235.96	1,902.65	1,657.35
010-425-40110	RETIREMENT	3,239.00	3,239.00	233.92	1,951.39	1,287.61
010-425-42150	UNIFORMS	500.00	500.00	0.00	0.00	500.00
010-425-42661	TRAINING & EDUCATION	6,500.00	6,500.00	0.00	2,869.30	3,630.70
010-425-43220	EMERGENCY EQUIPMENT	400.00	400.00	0.00	629.49	-229.49
010-425-43232	RADIO & EQUIPMENT	600.00	600.00	0.00	0.00	600.00
010-426-40000	SALARIES	1,071,048.00	1,071,048.00	70,903.19	658,878.71	412,169.29
010-426-40100	SOCIAL SECURITY	81,936.00	81,936.00	5,102.93	47,918.37	34,017.63
010-426-40110	RETIREMENT	74,545.00	74,545.00	4,882.82	45,466.73	29,078.27
010-426-40151	VACATION & SICK PAY RELIEF	13,000.00	13,000.00	0.00	0.00	13,000.00
010-426-42100	OFFICE SUPPLIES	7,000.00	7,000.00	0.00	3,086.39	3,913.61
010-426-42150	UNIFORMS	8,000.00	8,000.00	798.33	4,174.38	3,825.62
010-426-42182	DEPUTIES SUPPLIES	9,500.00	9,500.00	104.85	8,991.61	508.39
010-426-42217	TRANSPORTS COSTS	5,000.00	5,000.00	369.97	524.96	4,475.04
010-426-42395	PSYCHOLOGICAL EVALUATIONS	5,000.00	5,000.00	0.00	1,600.00	3,400.00
010-426-42396	FINGER PRINTING/BACKGROUND CHECK	2,500.00	2,500.00	0.00	0.00	2,500.00
010-426-42398	EVIDENCE EXPENSE	10,000.00	10,000.00	167.45	4,464.36	5,535.64
010-426-42400	GAS, OIL, GREASE	130,000.00	130,000.00	10,362.16	69,717.86	60,282.14
010-426-42401	TIRES, TUBES	17,500.00	17,500.00	2,746.55	13,299.45	4,200.55
010-426-42413	REPAIRS TO VEHICLES	22,500.00	22,500.00	5,510.51	23,682.65	-1,182.65
010-426-42415	RADIO MAINTENANCE	2,000.00	2,000.00	0.00	1,353.88	646.12
010-426-42500	TELEPHONE	20,000.00	20,000.00	1,047.49	9,332.64	10,667.36
010-426-42640	EMPLOYEE PHYSICALS	2,000.00	2,000.00	0.00	153.22	1,846.78
010-426-42653	CAMERA & FILM	1,696.00	1,696.00	0.00	0.00	1,696.00
010-426-42656	ANIMAL CONTROL	1,500.00	1,500.00	0.00	727.16	772.84
010-426-42659	TRAINING & EDUCATION	17,678.87	17,678.87	544.00	8,144.89	9,533.98
010-427-40000	SALARIES	727,309.00	727,309.00	73,077.99	545,670.85	181,638.15
010-427-40100	SOCIAL SECURITY	55,640.00	55,640.00	5,388.90	40,038.38	15,601.62
010-427-40110	RETIREMENT	50,621.00	50,621.00	5,025.30	37,540.67	13,080.33
010-427-40151	VACATION & SICK PAY RELIEF	5,000.00	5,000.00	0.00	0.00	5,000.00
010-427-42108	JAIL SUPPLIES	25,000.00	26,253.32	268.59	10,375.71	15,877.61
010-427-42150	UNIFORMS	1,500.00	1,500.00	0.00	656.05	843.95
010-427-42157	PRISONER MEALS	70,000.00	70,000.00	12,563.81	53,771.32	16,228.68

		Original Total Budget	Current Total Budget	MTD Activity	YTD Activity	Budget Remaining
010-427-42346	PRISONER MEDICAL	0.00	0.00	12,187.41	88,360.07	-88,360.07
010-427-42640	EMPLOYEE PHYSICALS	0.00	0.00	46.20	236.22	-236.22
010-427-42653	CAMERA & FILM	500.00	500.00	0.00	0.00	500.00
010-427-42659	TRAINING & EDUCATION	4,500.00	4,500.00	1,417.10	3,396.39	1,103.61
010-428-40000	SALARIES	44,873.00	44,873.00	3,453.28	28,802.88	16,070.12
010-428-40100	SOCIAL SECURITY	3,433.00	3,433.00	264.10	2,202.81	1,230.19
010-428-40110	RETIREMENT	3,124.00	3,124.00	233.92	1,951.39	1,172.61
010-428-42150	UNIFORMS	250.00	250.00	0.00	0.00	250.00
010-428-42661	TRAINING & EDUCATION	8,172.52	8,172.52	0.00	0.00	8,172.52
010-428-43220	EMERGENCY EQUIPMENT	400.00	400.00	0.00	0.00	400.00
010-428-43232	RADIO & EQUIPMENT	1,234.00	1,234.00	0.00	0.00	1,234.00
010-429-40000	SALARIES	44,153.00	44,153.00	3,453.28	30,002.88	14,150.12
010-429-40100	SOCIAL SECURITY	3,378.00	3,378.00	259.40	2,257.01	1,120.99
010-429-40110	RETIREMENT	3,074.00	3,074.00	237.44	2,066.11	1,007.89
010-429-42150	UNIFORMS	750.00	750.00	0.00	413.98	336.02
010-429-42661	TRAINING & EDUCATION	9,444.55	10,907.65	0.00	2,391.15	8,516.50
010-429-43220	EMERGENCY EQUIPMENT	1,200.00	1,200.00	56.99	56.99	1,143.01
010-429-43232	RADIO & EQUIPMENT	235.00	235.00	0.00	576.00	-341.00
010-430-40000	SALARIES	37,680.00	37,680.00	2,760.00	23,460.00	14,220.00
010-430-40100	SOCIAL SECURITY	2,883.00	2,883.00	211.14	1,794.69	1,088.31
010-430-40110	RETIREMENT	2,623.00	2,623.00	188.88	1,606.57	1,016.43
010-430-42100	OFFICE SUPPLIES	1,000.00	1,000.00	0.00	322.26	677.74
010-436-42617	AID TO INDIGENTS	10,000.00	10,000.00	0.00	0.00	10,000.00
010-436-42633	COUNTY HEALTH OFFICER/FIRE MARSHALL	9,000.00	9,000.00	495.98	616.84	8,383.16
010-439-40000	SALARIES	98,882.00	98,882.00	6,861.71	63,411.82	35,470.18
010-439-40100	SOCIAL SECURITY	7,565.00	7,565.00	522.17	4,828.95	2,736.05
010-439-40110	RETIREMENT	6,883.00	6,883.00	298.72	2,487.08	4,395.92
010-439-42100	OFFICE SUPPLIES	1,000.00	1,000.00	0.00	235.98	764.02
010-439-42141	4/H EXPENSE	2,000.00	2,000.00	103.32	803.30	1,196.70
010-439-42181	DEMONSTRATION SUPPLIES	1,000.00	1,000.00	64.06	591.75	408.25
010-439-42224	OUT-OF-COUNTY TRAVEL, FARM	7,500.00	7,500.00	25.00	3,773.78	3,726.22
010-439-42225	OUT-OF-COUNTY TRAVEL, HOME	6,000.00	6,000.00	1,136.17	4,141.94	1,858.06
010-440-42101	SUPPLIES	100,000.00	100,000.00	3,868.87	73,400.62	26,599.38
010-440-42350	SERVICE CONTRACTS	110,000.00	110,168.33	16,776.91	117,496.17	-7,327.84
010-440-42353	SUPPORT SERVICES	264,602.00	264,602.00	36,335.82	231,867.30	32,734.70
010-440-42423	EQUIPMENT REPAIRS	10,000.00	10,000.00	0.00	0.00	10,000.00
010-440-42600	PROFESSIONAL SERVICES	92,000.00	92,000.00	3,251.84	18,813.86	73,186.14
010-440-42677	EQUIPMENT LEASE	35,000.00	35,000.00	3,567.81	38,668.76	-3,668.76
010-442-40000	SALARIES	302,597.00	302,597.00	22,149.34	184,642.25	117,954.75
010-442-40100	SOCIAL SECURITY	23,149.00	23,149.00	1,651.67	13,783.12	9,365.88
010-442-40110	RETIREMENT	21,061.00	21,061.00	1,515.88	12,640.48	8,420.52
010-442-42106	JANITORS SUPPLIES	25,000.00	25,000.00	0.00	11,027.74	13,972.26
010-442-42150	UNIFORMS	4,000.00	4,000.00	0.00	410.90	3,589.10
010-442-42394	BUILDING INSURANCE	130,388.00	130,388.00	0.00	139,515.00	-9,127.00
010-442-42397	GROUNDS MAINTENANCE	5,000.00	5,000.00	191.88	2,141.78	2,858.22
010-442-42400	GAS, OIL, GREASE	10,000.00	10,000.00	878.54	4,384.77	5,615.23
010-442-42411	REPAIRS & MAINTENANCE AT JUSTICE CEN	30,000.00	30,000.00	41.88	2,754.90	27,245.10
010-442-42412	REPAIRS & MAINTENANCE TO COURTHOUS	100,000.00	100,000.00	140.61	18,628.52	81,371.48
010-442-42413	REPAIRS TO VEHICLES	12,500.00	12,500.00	15.00	1,763.08	10,736.92
010-442-42417	REPAIRS & MAINTENANCE - TAX OFFICE	10,000.00	10,000.00	101.33	888.76	9,111.24
010-442-42418	REPAIRS & MAINTENANCE - COUNTY CLER	10,000.00	10,000.00	4,298.85	8,000.76	1,999.24
010-442-42419	REPAIRS & MAINTENANCE - TYLER CO. CO	10,000.00	10,000.00	493.62	1,617.06	8,382.94
010-442-42422	ELEVATOR REPAIRS	3,000.00	3,000.00	0.00	0.00	3,000.00
010-442-42511	UTILITIES-JUSTICE CENTER	65,000.00	65,000.00	4,484.60	27,106.26	37,893.74
010-442-42515	UTILITIES-COURTHOUSE	35,000.00	35,000.00	2,533.76	13,472.59	21,527.41
010-442-42516	UTILITIES-COUNTY	13,200.00	13,200.00	906.93	5,444.36	7,755.64
010-442-42517	UTILITIES-TAX OFFICE	10,500.00	10,500.00	820.27	8,024.25	2,475.75
010-442-42518	UTILITIES - TYLER CO. COMPLEX	16,000.00	16,000.00	1,630.71	9,180.37	6,819.63
010-442-42520	EQUIPMENT REPAIRS	15,000.00	15,000.00	0.00	1,407.83	13,592.17

		Original Total Budget	Current Total Budget	MTD Activity	YTD Activity	Budget Remaining
010-442-42521	MAINTENANCE SUPPLIES	10,000.00	10,000.00	151.02	1,553.22	8,446.78
010-442-43200	PURCHASE OF EQUIPMENT	25,000.00	25,000.00	0.00	3,316.94	21,683.06
010-453-43122	COURTHOUSE RESTORATION	0.00	0.00	43,700.00	43,700.00	-43,700.00
010-453-43210	OFFICE EQUIPMENT	52,035.00	52,035.00	571.80	10,875.80	41,159.20
010-453-43401	HEATING & COOLING EQUIPMENT	6,500.00	6,500.00	0.00	0.00	6,500.00
010-453-43600	SHERIFF'S CARS	100,806.00	100,806.00	44,870.00	98,921.63	1,884.37
010-453-49138	CAPITAL LEASE PAYMENTS	35,597.31	35,597.31	0.00	0.00	35,597.31
010-453-49139	INTEREST ON CAPITAL LEASE PAYMENTS	4,286.95	4,286.95	0.00	0.00	4,286.95
010-467-40100	SOCIAL SECURITY	18,868.00	18,868.00	1,005.46	10,071.75	8,796.25
010-467-40110	RETIREMENT	17,363.00	17,363.00	964.71	9,546.98	7,816.02
010-467-42000	SALARIES-SB 22 SHERIFF	246,629.63	246,629.63	14,003.27	138,532.14	108,097.49
010-467-42170	EQUIPMENT	67,139.37	67,139.37	9,440.00	58,713.95	8,425.42
010-468-40000	SALARIES-SB 22 DISTRICT ATTORNEY	142,691.00	142,691.00	9,685.50	105,020.40	37,670.60
010-468-40100	SOCIAL SECURITY	10,916.00	10,916.00	691.80	7,630.77	3,285.23
010-468-40110	RETIREMENT	9,940.00	9,940.00	669.84	7,272.67	2,667.33
010-468-42120	HOSPITALIZATION	11,453.00	11,453.00	0.00	0.00	11,453.00
010-496-49029	TRANSFER TO BENEVOLENCE	1,000.00	1,000.00	250.00	1,000.00	0.00
010-496-49102	TRANSFER TO LEGISLATIVE SERVICE	10,500.00	10,500.00	2,625.00	10,500.00	0.00
010-496-49113	TRANSFER TO R & B, PCT. 1	64,700.00	64,700.00	16,175.00	64,700.00	0.00
010-496-49114	TRANSFER TO R & B, PCT. 2	64,700.00	64,700.00	16,175.00	64,700.00	0.00
010-496-49115	TRANSFER TO R & B, PCT. 3	64,700.00	64,700.00	16,175.00	64,700.00	0.00
010-496-49116	TRANSFERS TO R & B, PCT. 4	64,700.00	64,700.00	16,175.00	64,700.00	0.00
010-496-49117	TRANS. TO JUV. PROB. (MATCH)	160,000.00	160,000.00	40,000.00	160,000.00	0.00
010-496-49121	TRANSFER TO AIRPORT	91,106.00	91,106.00	22,776.50	91,106.00	0.00
010-496-49123	TRANSFER TO ECONOMIC DEVELOPM	10,500.00	10,500.00	2,625.00	10,500.00	0.00
010-496-49124	TRANSFER TO EMERGENCY OPERATI	150,808.00	150,808.00	37,702.00	150,808.00	0.00
010-496-49125	TRANSFER TO NUTRITION CENTER	88,993.00	88,993.00	22,248.25	88,993.00	0.00
010-496-49130	TRANSFER TO RODEO ARENA	46,176.00	46,176.00	11,544.00	46,176.00	0.00
010-496-49131	TRANSFER TO COURTHOUSE SECURITY	108,405.00	108,405.00	27,101.25	108,405.00	0.00
010-496-49133	TRANSFER TO LIBRARY FUND	25,000.00	25,000.00	6,250.00	25,000.00	0.00
010-496-49140	TRANSFER TO DISTRICT CLERK RMP	150,000.00	150,000.00	37,500.00	150,000.00	0.00
010-496-49196	TRANSFER TO CDBG BUYOUT GRANT	0.00	0.00	0.00	0.27	-0.27
010-496-49197	TRANSFER TO CHILD SAFETY FUND	0.00	0.00	0.00	45,000.00	-45,000.00
	Expense Total:	**13,052,814.34**	**13,058,899.07**	**1,158,789.20**	**8,845,276.64**	**4,213,622.43**
	Fund: 010 - GENERAL FUND Surplus (Deficit):	**0.00**	**-6,084.73**	**-768,503.34**	**4,057,879.39**	
Fund: 015 - RESTITUTION - COUNTY CLERK						
Revenue						
015-31156	RESTITUTION COLLECTED	0.00	0.00	0.00	275.00	-275.00
	Revenue Total:	**0.00**	**0.00**	**0.00**	**275.00**	**-275.00**
Expense						
015-000-42183	RESTITUTION EXPENSE	0.00	0.00	0.00	121.72	-121.72
	Expense Total:	**0.00**	**0.00**	**0.00**	**121.72**	**-121.72**
	Fund: 015 - RESTITUTION - COUNTY CLERK Surplus (Deficit):	**0.00**	**0.00**	**0.00**	**153.28**	
Fund: 020 - GENERAL ROAD & BRIDGE (County Special)						
Revenue						
020-31000	AD VAL .2814	3,845,677.13	3,845,677.13	31,018.87	4,006,397.46	-160,720.33
020-31009	PAYMENT IN LIEU OF TAXES	846.28	846.28	0.00	0.00	846.28
020-31020	DELINQUENT AD VALOREM	73,000.00	73,000.00	7,170.21	91,429.62	-18,429.62
020-32222	MOTOR VEHICLE REGISTRATION	360,000.00	360,000.00	0.00	360,027.00	-27.00
020-32517	COUNTY CLERK FINES	7,009.00	7,009.00	1,999.01	13,362.58	-6,353.58
020-32522	DISTRICT CLERK FINES	20,000.00	20,000.00	6.00	32,484.44	-12,484.44
020-38150	DEPARTMENT OF TRANSPORATION	22,000.00	22,000.00	0.00	0.00	22,000.00
020-39009	SPECIAL AUTO TAX	150,000.00	150,000.00	23,600.00	138,690.00	11,310.00
	Revenue Total:	**4,478,532.41**	**4,478,532.41**	**63,794.09**	**4,642,391.10**	**-163,858.69**
Expense						
020-000-49126	TRANS/R&B I====21.3017 %	954,004.66	954,004.66	13,589.28	988,912.70	-34,908.04
020-000-49127	TRANS/R&B II===.23.3254 %	1,044,636.72	1,044,636.72	14,880.23	1,082,856.36	-38,219.64

		Original Total Budget	Current Total Budget	MTD Activity	YTD Activity	Budget Remaining
020-000-49128	TRANS/R&B III==.29.0243 %	1,299,863.80	1,299,863.80	18,515.79	1,347,421.56	-47,557.76
020-000-49129	TRANS/R&B IV=== 26.3485 %	1,180,027.23	1,180,027.23	16,808.79	1,223,200.48	-43,173.25
	Expense Total:	**4,478,532.41**	**4,478,532.41**	**63,794.09**	**4,642,391.10**	**-163,858.69**
Fund: 020 - GENERAL ROAD & BRIDGE (County Special) Surplus (Deficit)		**0.00**	**0.00**	**0.00**	**0.00**	
Fund: 021 - ROAD & BRIDGE I						
Revenue						
021-30000	BEGINNING BALANCE	334.87	334.87	0.00	0.00	334.87
021-35100	INTEREST ON INVESTMENTS	1,800.00	1,800.00	1,227.40	8,646.25	-6,846.25
021-35104	INTEREST TEXAS CLASS INVESTMENTS	3,000.00	3,000.00	0.00	4,713.66	-1,713.66
021-35110	TEXAS CONNECT -INTEREST ON INVESTME	0.00	0.00	2,784.41	13,717.58	-13,717.58
021-37000	REFUNDS	100.00	100.00	0.00	159.96	-59.96
021-39000	TRANSFER FROM GENERAL FUND	64,700.00	64,700.00	16,175.00	64,700.00	0.00
021-39003	TRANSFER FROM GEN R&B	954,004.66	954,004.66	13,589.28	988,912.70	-34,908.04
021-39004	TRANSFER FROM R&B, PCT 2	21,498.00	21,498.00	1,648.96	13,191.68	8,306.32
	Revenue Total:	**1,045,437.53**	**1,045,437.53**	**35,425.05**	**1,094,041.83**	**-48,604.30**
Expense						
021-000-40000	SALARIES	441,318.00	441,318.00	27,751.75	240,072.35	201,245.65
021-000-40100	SOCIAL SECURITY	33,761.00	33,761.00	1,887.44	16,941.04	16,819.96
021-000-40110	RETIREMENT	30,716.00	30,716.00	1,902.59	16,176.37	14,539.63
021-000-40120	HOSPITALIZATION	88,257.40	88,257.40	9,069.80	66,772.98	21,484.42
021-000-40130	WORKERS' COMPENSATION	6,500.00	7,068.00	0.00	5,446.89	1,621.11
021-000-40140	UNEMPLOYMENT INSURANCE	1,072.00	1,072.00	40.39	350.85	721.15
021-000-42100	OFFICE SUPPLIES	1,500.00	1,500.00	0.00	249.07	1,250.93
021-000-42150	UNIFORMS	1,500.00	1,500.00	12.50	1,472.23	27.77
021-000-42160	ROAD MATERIAL	130,000.00	130,000.00	75,257.83	124,985.26	5,014.74
021-000-42161	CULVERTS	10,000.00	10,000.00	1,700.00	2,769.50	7,230.50
021-000-42391	LIABILITY INS. ON VEHICLES	4,600.00	4,600.00	0.00	0.00	4,600.00
021-000-42400	GAS, OIL, GREASE	50,000.00	50,000.00	6,961.09	36,918.91	13,081.09
021-000-42401	TIRES, TUBES	22,500.00	22,500.00	150.70	1,595.82	20,904.18
021-000-42420	BRIDGE REPAIR	1,500.00	1,500.00	0.00	3,535.36	-2,035.36
021-000-42425	MACHINERY MAINTENANCE	60,000.00	60,000.00	3,633.15	30,981.46	29,018.54
021-000-42428	EQUIPMENT HAULING & TOWING	0.00	0.00	0.00	2,852.00	-2,852.00
021-000-42429	TOOL & EQUIPMENT RENTAL	0.00	0.00	0.00	270.00	-270.00
021-000-42500	TELEPHONE	0.00	0.00	0.00	917.52	-917.52
021-000-42510	UTILITIES	5,000.00	5,000.00	194.78	945.46	4,054.54
021-000-42523	SIGNS FOR ROADS	3,000.00	3,000.00	0.00	2,482.16	517.84
021-000-42640	EMPLOYEE PHYSICALS	500.00	500.00	0.00	83.00	417.00
021-000-42646	CONTRACT LABOR	2,500.00	2,500.00	0.00	0.00	2,500.00
021-000-42650	ASSOCIATION DUES	200.00	200.00	0.00	0.00	200.00
021-000-42659	TRAINING & EDUCATION	6,000.00	6,000.00	774.18	4,204.03	1,795.97
021-000-42998	MISCELLANEOUS SUPPLIES	8,000.00	8,000.00	281.67	3,245.95	4,754.05
021-000-43200	PURCHASE OF EQUIPMENT	50,000.00	50,000.00	0.00	24,500.00	25,500.00
021-000-44100	PRINCIPLE ON LEASE PURCHASE	61,415.59	61,415.59	15,973.62	61,446.17	-30.58
021-000-44200	INTEREST ON LEASE PURCHASE	25,597.54	25,597.54	4,142.37	25,566.96	30.58
	Expense Total:	**1,045,437.53**	**1,046,005.53**	**149,733.86**	**674,781.34**	**371,224.19**
	Fund: 021 - ROAD & BRIDGE I Surplus (Deficit):	**0.00**	**-568.00**	**-114,308.81**	**419,260.49**	
Fund: 022 - ROAD & BRIDGE II						
Revenue						
022-32116	UTILITY CONSTRUCTION PERMIT FEE	0.00	0.00	0.00	1,500.00	-1,500.00
022-35100	INTEREST ON INVESTMENTS	1,200.00	1,200.00	546.04	9,432.87	-8,232.87
022-35104	INTEREST TEXAS CLASS INVESTMENTS	3,000.00	3,000.00	0.00	6,643.31	-3,643.31
022-35110	TEXAS CONNECT -INTEREST ON INVESTME	0.00	0.00	4,969.14	24,416.10	-24,416.10
022-37000	REFUNDS	149.76	149.76	0.00	314.38	-164.62
022-37102	REIMBURSEMENTS	3,000.00	3,000.00	211.47	101,691.76	-98,691.76
022-39000	TRANSFER FROM GENERAL FUND	64,700.00	64,700.00	16,175.00	64,700.00	0.00
022-39003	TRANSFER FROM GEN R&B	1,044,636.72	1,044,636.72	14,880.23	1,082,856.36	-38,219.64
	Revenue Total:	**1,116,686.48**	**1,116,686.48**	**36,781.88**	**1,291,554.78**	**-174,868.30**

		Original Total Budget	Current Total Budget	MTD Activity	YTD Activity	Budget Remaining
Expense						
022-000-40000	SALARIES	309,381.00	309,381.00	24,933.34	206,551.00	102,830.00
022-000-40100	SOCIAL SECURITY	23,668.00	23,668.00	1,808.20	15,007.60	8,660.40
022-000-40110	RETIREMENT	21,533.00	21,533.00	1,632.56	13,653.26	7,879.74
022-000-40120	HOSPITALIZATION	63,442.00	63,442.00	4,585.69	39,545.09	23,896.91
022-000-40130	WORKERS' COMPENSATION	6,500.00	7,068.00	0.00	5,446.89	1,621.11
022-000-40140	UNEMPLOYMENT INSURANCE	917.00	917.00	35.38	291.05	625.95
022-000-42100	OFFICE SUPPLIES	1,500.00	1,500.00	0.00	168.02	1,331.98
022-000-42150	UNIFORMS	2,500.00	2,500.00	12.50	87.50	2,412.50
022-000-42160	ROAD MATERIAL	193,696.00	193,696.00	100,292.20	183,571.72	10,124.28
022-000-42161	CULVERTS	17,035.00	17,035.00	0.00	955.00	16,080.00
022-000-42392	LIABILITY INSURANCE	6,000.00	6,000.00	0.00	0.00	6,000.00
022-000-42400	GAS, OIL, GREASE	80,000.00	80,000.00	8,745.45	57,173.97	22,826.03
022-000-42401	TIRES, TUBES	17,000.00	17,000.00	2,348.20	14,436.57	2,563.43
022-000-42420	BRIDGE REPAIR	10,000.00	10,000.00	0.00	0.00	10,000.00
022-000-42425	MACHINERY MAINTENANCE	40,166.00	40,177.81	8,214.94	45,690.47	-5,512.66
022-000-42426	VEGETATION CONTROL	2,000.00	2,000.00	0.00	239.80	1,760.20
022-000-42428	EQUIPMENT HAULING/RENTAL/TOWING	5,000.00	5,000.00	0.00	0.00	5,000.00
022-000-42429	TOOL & EQUIPMENT RENTAL	25,000.00	25,000.00	97.22	174.99	24,825.01
022-000-42500	TELEPHONE	5,000.00	5,000.00	248.56	2,456.57	2,543.43
022-000-42510	UTILITIES	2,500.00	2,500.00	437.56	2,312.63	187.37
022-000-42523	SIGNS FOR ROADS	3,000.00	3,000.00	0.00	1,342.60	1,657.40
022-000-42640	EMPLOYEE PHYSICALS	500.00	500.00	0.00	166.00	334.00
022-000-42659	TRAINING & EDUCATION	6,000.00	6,300.00	0.00	3,450.50	2,849.50
022-000-42998	MISCELLANEOUS SUPPLIES	25,460.00	25,460.00	687.79	5,696.43	19,763.57
022-000-43200	PURCHASE OF EQUIPMENT	112,824.00	112,824.00	42,250.00	86,759.44	26,064.56
022-000-44100	PRINCIPLE ON LEASE PURCHASES	90,999.83	90,999.83	0.00	89,972.73	1,027.10
022-000-44200	INTEREST ON LEASE PURCHASES	23,566.65	23,566.65	0.00	24,561.85	-995.20
022-000-49113	TRANSFER TO R & B, PCT. 1	21,498.00	21,498.00	1,648.96	13,191.68	8,306.32
	Expense Total:	**1,116,686.48**	**1,117,566.29**	**197,978.55**	**812,903.36**	**304,662.93**
	Fund: 022 - ROAD & BRIDGE II Surplus (Deficit):	**0.00**	**-879.81**	**-161,196.67**	**478,651.42**	
Fund: 023 - ROAD & BRIDGE III						
Revenue						
023-30000	BEGINNING BALANCE	3,093.55	3,093.55	0.00	0.00	3,093.55
023-32116	UTILITY CONSTRUCTION PERMIT FEE	0.00	0.00	1,500.00	3,000.00	-3,000.00
023-35100	INTEREST ON INVESTMENTS	1,500.00	1,500.00	886.85	9,631.25	-8,131.25
023-35104	INTEREST TEXAS CLASS INVESTMENTS	3,000.00	3,000.00	0.00	2,303.34	696.66
023-35110	TEXAS CONNECT -INTEREST ON INVESTME	0.00	0.00	3,520.98	17,324.54	-17,324.54
023-37000	REFUNDS	0.00	0.00	0.00	867.03	-867.03
023-37102	REIMBURSEMENTS	3,000.00	3,000.00	0.00	0.00	3,000.00
023-39000	TRANSFER FROM GENERAL FUND	64,700.00	64,700.00	16,175.00	64,700.00	0.00
023-39003	TRANSFER FROM GEN R&B	1,299,863.80	1,299,863.80	18,515.79	1,347,421.56	-47,557.76
023-39005	TRANSFER FROM R&B, PCT 4	21,997.50	21,997.50	1,670.66	13,365.28	8,632.22
	Revenue Total:	**1,397,154.85**	**1,397,154.85**	**42,269.28**	**1,458,613.00**	**-61,458.15**
Expense						
023-000-40000	SALARIES	507,564.00	507,564.00	39,420.76	316,907.35	190,656.65
023-000-40100	SOCIAL SECURITY	38,829.00	38,829.00	2,988.33	24,028.16	14,800.84
023-000-40110	RETIREMENT	35,327.00	35,327.00	2,642.82	21,603.88	13,723.12
023-000-40120	HOSPITALIZATION	114,195.00	114,195.00	10,081.79	82,374.72	31,820.28
023-000-40130	WORKERS' COMPENSATION	7,000.00	7,568.00	0.00	5,446.86	2,121.14
023-000-40140	UNEMPLOYMENT INSURANCE	1,532.00	1,532.00	61.44	489.53	1,042.47
023-000-42100	OFFICE SUPPLIES	1,500.00	1,500.00	80.00	160.48	1,339.52
023-000-42150	UNIFORMS	3,000.00	3,000.00	0.00	0.00	3,000.00
023-000-42160	ROAD MATERIAL	166,007.00	166,007.00	7,607.34	147,993.97	18,013.03
023-000-42161	CULVERTS	24,500.00	24,500.00	459.00	13,754.55	10,745.45
023-000-42392	LIABILITY INSURANCE	6,000.00	6,000.00	0.00	0.00	6,000.00
023-000-42400	GAS, OIL, GREASE	90,000.00	90,000.00	7,800.19	51,702.83	38,297.17
023-000-42401	TIRES, TUBES	22,500.00	22,500.00	670.00	13,110.05	9,389.95

		Original Total Budget	Current Total Budget	MTD Activity	YTD Activity	Budget Remaining
023-000-42420	BRIDGE REPAIR	20,000.00	20,000.00	0.00	0.00	20,000.00
023-000-42425	MACHINERY MAINTENANCE	44,244.00	44,244.00	4,869.54	38,824.07	5,419.93
023-000-42428	EQUIPMENT HAULING & TOWING	5,000.00	5,000.00	500.00	1,000.00	4,000.00
023-000-42429	TOOL & EQUIPMENT RENTAL	15,000.00	15,000.00	0.00	135.00	14,865.00
023-000-42500	TELEPHONE	6,000.00	6,000.00	75.21	1,387.43	4,612.57
023-000-42510	UTILITIES	3,000.00	3,000.00	288.01	1,570.41	1,429.59
023-000-42523	SIGNS FOR ROADS	3,000.00	3,000.00	0.00	0.00	3,000.00
023-000-42640	EMPLOYEE PHYSICALS	1,000.00	1,000.00	0.00	129.20	870.80
023-000-42659	TRAINING & EDUCATION	6,000.00	6,948.02	100.00	1,968.52	4,979.50
023-000-42998	MISCELLANEOUS SUPPLIES	10,000.00	10,000.00	507.88	3,933.07	6,066.93
023-000-43200	PURCHASE OF EQUIPMENT	38,000.00	38,000.00	0.00	30,749.99	7,250.01
023-000-43902	PURCHASE OF PROPERTY/BUILDINGS	42,000.00	42,000.00	0.00	0.00	42,000.00
023-000-44100	PRINCIPLE LEASE PAYMENT	146,276.56	146,276.56	27,078.07	105,192.54	41,084.02
023-000-44200	INTEREST ON LEASE PAYMENT	39,680.29	39,680.29	7,021.97	12,065.65	27,614.64
	Expense Total:	**1,397,154.85**	**1,398,670.87**	**112,252.35**	**874,528.26**	**524,142.61**
	Fund: 023 - ROAD & BRIDGE III Surplus (Deficit):	**0.00**	**-1,516.02**	**-69,983.07**	**584,084.74**	
Fund: 024 - ROAD & BRIDGE IV						
Revenue						
024-30000	BEGINNING BALANCE	177,940.12	177,940.12	0.00	0.00	177,940.12
024-35100	INTEREST ON INVESTMENTS	1,200.00	1,200.00	1,641.85	13,030.64	-11,830.64
024-35104	INTEREST TEXAS CLASS INVESTMENTS	6,500.00	6,500.00	0.00	1,645.81	4,854.19
024-35105	INTEREST FNB WICHITA FALLS INVESTMEN	0.00	0.00	0.00	3,016.97	-3,016.97
024-35110	TEXAS CONNECT -INTEREST ON INVESTME	0.00	0.00	2,398.22	11,743.99	-11,743.99
024-37000	REFUNDS	0.00	0.00	0.00	825.00	-825.00
024-37102	REIMBURSEMENTS	3,000.00	3,000.00	0.00	0.00	3,000.00
024-39000	TRANSFER FROM GENERAL FUND	64,700.00	64,700.00	16,175.00	64,700.00	0.00
024-39003	TRANSFER FROM GEN R&B	1,180,027.23	1,180,027.23	16,808.79	1,223,200.48	-43,173.25
024-39200	SALE OF EQUIPMENT	0.00	0.00	0.00	51,040.00	-51,040.00
	Revenue Total:	**1,433,367.35**	**1,433,367.35**	**37,023.86**	**1,369,202.89**	**64,164.46**
Expense						
024-000-40021	SALARIES & PART-TIME HELP	505,858.00	505,858.00	27,205.26	255,483.88	250,374.12
024-000-40100	SOCIAL SECURITY	38,699.00	38,699.00	2,040.30	18,952.42	19,746.58
024-000-40110	RETIREMENT	35,208.00	35,208.00	1,870.99	17,584.87	17,623.13
024-000-40120	HOSPITALIZATION	116,493.00	116,493.00	7,906.50	66,016.52	50,476.48
024-000-40130	WORKERS' COMPENSATION	5,970.00	6,538.00	0.00	5,446.86	1,091.14
024-000-40140	UNEMPLOYMENT INSURANCE	1,087.00	1,087.00	48.97	407.65	679.35
024-000-42100	OFFICE SUPPLIES	1,500.00	1,500.00	0.00	181.67	1,318.33
024-000-42150	UNIFORMS	3,000.00	3,000.00	0.00	2,697.35	302.65
024-000-42160	ROAD MATERIAL	192,500.00	192,500.00	23,155.28	165,620.93	26,879.07
024-000-42161	CULVERTS	33,312.00	33,312.00	0.00	12,200.99	21,111.01
024-000-42392	LIABILITY INSURANCE	7,500.00	7,500.00	0.00	0.00	7,500.00
024-000-42400	GAS, OIL, GREASE	90,000.00	90,000.00	11,053.12	68,478.60	21,521.40
024-000-42401	TIRES, TUBES	20,000.00	20,000.00	35.00	5,520.20	14,479.80
024-000-42420	BRIDGE REPAIR	5,000.00	5,000.00	0.00	0.00	5,000.00
024-000-42425	MACHINERY MAINTENANCE	77,050.00	77,050.00	3,917.88	24,503.29	52,546.71
024-000-42428	EQUIPMENT HAULING & TOWING	5,000.00	5,000.00	0.00	200.00	4,800.00
024-000-42429	TOOL & EQUIPMENT RENTAL	8,236.00	8,236.00	0.00	0.00	8,236.00
024-000-42500	TELEPHONE	6,000.00	6,000.00	0.00	0.00	6,000.00
024-000-42510	UTILITIES	7,000.00	7,000.00	728.50	6,271.62	728.38
024-000-42523	SIGNS FOR ROADS	3,000.00	3,000.00	0.00	357.64	2,642.36
024-000-42640	EMPLOYEE PHYSICALS	500.00	500.00	0.00	0.00	500.00
024-000-42659	TRAINING & EDUCATION	5,000.00	5,850.00	0.00	850.00	5,000.00
024-000-42998	MISCELLANEOUS SUPPLIES	7,500.00	7,500.00	112.80	2,561.21	4,938.79
024-000-43200	PURCHASE OF EQUIPMENT	50,000.00	50,000.00	0.00	1,620.79	48,379.21
024-000-44100	PRINCIPLE ON LEASE PAYMENT	146,276.56	146,276.56	0.00	128,216.08	18,060.48
024-000-44200	INTEREST ON LEASE PAYMENTS	39,680.29	39,680.29	0.00	38,603.77	1,076.52

		Original Total Budget	Current Total Budget	MTD Activity	YTD Activity	Budget Remaining
024-000-49115	TRANSFER TO R & B, PCT. 3	21,997.50	21,997.50	1,670.66	13,365.28	8,632.22
	Expense Total:	**1,433,367.35**	**1,434,785.35**	**79,745.26**	**835,141.62**	**599,643.73**
	Fund: 024 - ROAD & BRIDGE IV Surplus (Deficit):	**0.00**	**-1,418.00**	**-42,721.40**	**534,061.27**	
Fund: 025 - TYLER CO AIRPORT						
Revenue						
025-32101	AIRPORT FEES/RENTAL	1,500.00	1,500.00	400.00	6,783.00	-5,283.00
025-35100	INTEREST ON INVESTMENTS	250.00	250.00	212.44	1,546.87	-1,296.87
025-35104	INTEREST TEXAS CLASS INVESTMENTS	0.00	0.00	75.47	581.06	-581.06
025-36108	GRANT FUNDING	0.00	0.00	0.00	30,995.89	-30,995.89
025-39000	TRANSFER FROM GENERAL FUND	91,106.00	91,106.00	22,776.50	91,106.00	0.00
	Revenue Total:	**92,856.00**	**92,856.00**	**23,464.41**	**131,012.82**	**-38,156.82**
Expense						
025-000-40000	SALARIES	27,000.00	27,000.00	3,600.00	19,395.00	7,605.00
025-000-40100	SOCIAL SECURITY	2,066.00	2,066.00	275.40	1,483.73	582.27
025-000-40110	RETIREMENT	1,880.00	1,880.00	250.56	1,350.13	529.87
025-000-40130	WORKERS' COMPENSATION	100.00	100.00	0.00	0.00	100.00
025-000-40140	UNEMPLOYMENT INSURANCE	254.00	254.00	3.24	18.77	235.23
025-000-42238	STUDY FOR AIRPORT	0.00	0.00	0.00	34,979.00	-34,979.00
025-000-42390	INSURANCE	3,056.00	3,056.00	0.00	0.00	3,056.00
025-000-42400	GAS, OIL, GREASE	5,000.00	5,000.00	423.26	2,247.95	2,752.05
025-000-42410	REPAIRS & MAINTENANCE	40,000.00	40,000.00	23,530.14	32,139.88	7,860.12
025-000-42510	UTILITIES	13,500.00	13,500.00	489.87	2,795.88	10,704.12
	Expense Total:	**92,856.00**	**92,856.00**	**28,572.47**	**94,410.34**	**-1,554.34**
	Fund: 025 - TYLER CO AIRPORT Surplus (Deficit):	**0.00**	**0.00**	**-5,108.06**	**36,602.48**	
Fund: 026 - TYLER CO. RODEO ARENA/FAIRGRND						
Revenue						
026-30000	BEGINNING BALANCE	13,300.00	13,300.00	0.00	0.00	13,300.00
026-31145	RODEO ARENA FEES	2,300.00	2,300.00	0.00	0.00	2,300.00
026-35100	INTEREST ON INVESTMENTS	30.00	30.00	0.00	0.00	30.00
026-35104	INTEREST TEXAS CLASS INVESTMENTS	0.00	0.00	53.25	410.04	-410.04
026-39000	TRANSFER FROM GENERAL FUND	46,176.00	46,176.00	11,544.00	46,176.00	0.00
	Revenue Total:	**61,806.00**	**61,806.00**	**11,597.25**	**46,586.04**	**15,219.96**
Expense						
026-000-40000	SALARIES	18,476.00	18,476.00	0.00	0.00	18,476.00
026-000-40100	SOCIAL SECURITY	1,414.00	1,414.00	0.00	0.00	1,414.00
026-000-40110	RETIREMENT	1,286.00	1,286.00	0.00	0.00	1,286.00
026-000-40140	UNEMPLOYMENT INSURANCE	100.00	100.00	0.00	0.00	100.00
026-000-42117	WESTERN/DOGWOOD WEEKEND EXPENSE	10,500.00	10,500.00	0.00	5,575.00	4,925.00
026-000-42400	GAS, OIL, GREASE	7,500.00	7,500.00	0.00	189.98	7,310.02
026-000-42410	REPAIRS & MAINTENANCE	17,330.00	17,330.00	0.00	8,121.53	9,208.47
026-000-42510	UTILITIES	5,200.00	5,200.00	818.17	3,961.65	1,238.35
	Expense Total:	**61,806.00**	**61,806.00**	**818.17**	**17,848.16**	**43,957.84**
	Fund: 026 - TYLER CO. RODEO ARENA/FAIRGRND Surplus (Deficit):	**0.00**	**0.00**	**10,779.08**	**28,737.88**	
Fund: 027 - MIT HAZARD MITIGATION PLANS GRANT						
Revenue						
027-31100	FEDERAL AID	0.00	0.00	0.00	12,500.00	-12,500.00
	Revenue Total:	**0.00**	**0.00**	**0.00**	**12,500.00**	**-12,500.00**
Expense						
027-000-42611	ADMINISTRATION	0.00	0.00	0.00	2,500.00	-2,500.00
	Expense Total:	**0.00**	**0.00**	**0.00**	**2,500.00**	**-2,500.00**
	Fund: 027 - MIT HAZARD MITIGATION PLANS GRANT Surplus (Deficit):	**0.00**	**0.00**	**0.00**	**10,000.00**	
Fund: 028 - ECONOMIC DEVELOPMENT						
Revenue						
028-35100	INTEREST ON INVESTMENTS	100.00	100.00	0.00	0.00	100.00
028-35104	INTEREST TEXAS CLASS INVESTMENTS	0.00	0.00	180.42	1,233.47	-1,233.47
028-38111	MISCELLANEOUS REFUNDS	0.00	0.00	0.00	3,974.00	-3,974.00

		Original Total Budget	Current Total Budget	MTD Activity	YTD Activity	Budget Remaining
028-39000	TRANSFER FROM GENERAL FUND	10,500.00	10,500.00	2,625.00	10,500.00	0.00
	Revenue Total:	**10,600.00**	**10,600.00**	**2,805.42**	**15,707.47**	**-5,107.47**
Expense						
028-000-42188	ECONOMIC DEVELOPMENT PROJECTS	5,000.00	6,474.00	0.00	6,474.00	0.00
028-000-42214	TEXAS FOREST PARTNERSHIP	1,500.00	1,500.00	0.00	0.00	1,500.00
028-000-42499	MISCELLANEOUS EXPENSE	4,100.00	4,100.00	0.00	465.00	3,635.00
	Expense Total:	**10,600.00**	**12,074.00**	**0.00**	**6,939.00**	**5,135.00**
	Fund: 028 - ECONOMIC DEVELOPMENT Surplus (Deficit):	**0.00**	**-1,474.00**	**2,805.42**	**8,768.47**	
Fund: 029 - BENEVOLENCE FUND						
Revenue						
029-35100	INTEREST ON INVESTMENTS	0.00	0.00	9.90	56.86	-56.86
029-35104	INTEREST TEXAS CLASS INVESTMENTS	0.00	0.00	14.28	287.24	-287.24
029-39000	TRANSFER FROM GENERAL	1,000.00	1,000.00	250.00	1,000.00	0.00
	Revenue Total:	**1,000.00**	**1,000.00**	**274.18**	**1,344.10**	**-344.10**
Expense						
029-000-42499	MISCELLANEOUS EXPENSE	500.00	500.00	0.00	0.00	500.00
029-000-42684	FLORALS	500.00	500.00	0.00	463.61	36.39
	Expense Total:	**1,000.00**	**1,000.00**	**0.00**	**463.61**	**536.39**
	Fund: 029 - BENEVOLENCE FUND Surplus (Deficit):	**0.00**	**0.00**	**274.18**	**880.49**	
Fund: 030 - DIST CL'K STATE APPROP						
Revenue						
030-35100	INTEREST ON INVESTMENTS	100.00	100.00	0.00	0.00	100.00
030-35104	INTEREST TEXAS CLASS INVESTMENTS	48,492.00	48,492.00	175.97	1,355.11	47,136.89
	Revenue Total:	**48,592.00**	**48,592.00**	**175.97**	**1,355.11**	**47,236.89**
Expense						
030-000-43200	PURCHASE OF EQUIPMENT	2,592.00	2,592.00	0.00	0.00	2,592.00
030-000-48000	MISCELLANEOUS EXPENSE	46,000.00	46,000.00	0.00	0.00	46,000.00
	Expense Total:	**48,592.00**	**48,592.00**	**0.00**	**0.00**	**48,592.00**
	Fund: 030 - DIST CL'K STATE APPROP Surplus (Deficit):	**0.00**	**0.00**	**175.97**	**1,355.11**	
Fund: 031 - COUNTY CLERK RMP						
Revenue						
031-30000	BEGINNING BALANCE	363,444.00	363,444.00	0.00	0.00	363,444.00
031-31143	RECORD ARCHIVE FEES	0.00	0.00	3,937.00	27,389.00	-27,389.00
031-32524	COUNTY CLERK FEES (RMP)	50,000.00	50,000.00	3,905.00	27,747.00	22,253.00
031-32539	CLERK RECORDS ARCHIVE FEES (ARCHV)	50,000.00	50,000.00	0.00	0.00	50,000.00
031-35100	INTEREST ON INVESTMENTS	600.00	600.00	0.00	0.00	600.00
031-35104	INTEREST TEXAS CLASS INVESTMENTS	0.00	0.00	25.54	451.99	-451.99
031-35105	INTEREST FNB WICHITA FALLS INVESTMEN	0.00	0.00	0.00	7,221.40	-7,221.40
	Revenue Total:	**464,044.00**	**464,044.00**	**7,867.54**	**62,809.39**	**401,234.61**
Expense						
031-000-40000	SALARIES	49,148.00	49,148.00	0.00	0.00	49,148.00
031-000-40100	SOCIAL SECURITY	3,760.00	3,760.00	0.00	0.00	3,760.00
031-000-40110	RETIREMENT	3,421.00	3,421.00	0.00	0.00	3,421.00
031-000-40120	HOSPITALIZATION	8,600.00	8,600.00	0.00	0.00	8,600.00
031-000-40130	WORKERS' COMPENSATION	100.00	100.00	0.00	0.00	100.00
031-000-40140	UNEMPLOYMENT INSURANCE	100.00	100.00	0.00	0.00	100.00
031-000-42191	MISC. EXPENSE-RMP	105,000.00	105,000.00	0.00	0.00	105,000.00
031-000-42694	PRESERVATION-ARCHIVE	177,478.00	177,478.00	0.00	1,700.00	175,778.00
031-000-42695	PRESERVATION-RMP	56,437.00	56,437.00	0.00	0.00	56,437.00
031-000-42903	MISC. EXPENSE-ARCHIVE	5,000.00	5,000.00	0.00	0.00	5,000.00
031-000-43200	PURCHASE OF EQUIPMENT	55,000.00	55,000.00	0.00	0.00	55,000.00
	Expense Total:	**464,044.00**	**464,044.00**	**0.00**	**1,700.00**	**462,344.00**
	Fund: 031 - COUNTY CLERK RMP Surplus (Deficit):	**0.00**	**0.00**	**7,867.54**	**61,109.39**	

		Original Total Budget	Current Total Budget	MTD Activity	YTD Activity	Budget Remaining
Fund: 032 - C D A FORFEITURE						
Revenue						
032-30000	BEGINNING BALANCE	15,000.00	15,000.00	0.00	0.00	15,000.00
032-32529	DIST. ATTY FORFEITURES AWARDED	20.00	20.00	0.00	0.00	20.00
032-35100	INTEREST ON INVESTMENTS	0.00	0.00	1.67	11.02	-11.02
032-35104	INTEREST TEXAS CLASS INVESTMENTS	0.00	0.00	31.94	246.04	-246.04
	Revenue Total:	**15,020.00**	**15,020.00**	**33.61**	**257.06**	**14,762.94**
Expense						
032-000-42101	SUPPLIES	1,520.00	1,520.00	0.00	0.00	1,520.00
032-000-42661	TRAINING & EDUCATION	1,000.00	1,000.00	0.00	0.00	1,000.00
032-000-42679	FACILITY COSTS	500.00	500.00	0.00	0.00	500.00
032-000-48000	MISCELLANEOUS EXPENSE	10,000.00	10,000.00	0.00	0.00	10,000.00
032-000-48006	EQUIPMENT	2,000.00	2,000.00	0.00	0.00	2,000.00
	Expense Total:	**15,020.00**	**15,020.00**	**0.00**	**0.00**	**15,020.00**
	Fund: 032 - C D A FORFEITURE Surplus (Deficit):	**0.00**	**0.00**	**33.61**	**257.06**	
Fund: 033 - SHERIFF FORFEITURE						
Revenue						
033-30000	BEGINNING BALANCE	5,900.00	0.00	0.00	0.00	0.00
033-31151	SHERIFF FORFEITURES AWARDED	0.00	-40,915.57	3.60	1,292.50	-42,208.07
033-35100	INTEREST ON INVESTMENTS	0.00	0.00	101.09	844.71	-844.71
033-35104	INTEREST TEXAS CLASS INVESTMENTS	0.00	0.00	35.49	273.38	-273.38
	Revenue Total:	**5,900.00**	**-40,915.57**	**140.18**	**2,410.59**	**-43,326.16**
Expense						
033-000-48000	UNIFORMS/MISC. EXPENSE	250.00	250.00	0.00	0.00	250.00
033-000-48003	BUY MONEY	1,000.00	1,000.00	0.00	0.00	1,000.00
033-000-48005	WEAPONS & AMMO	4,000.00	4,000.00	0.00	0.00	4,000.00
033-000-48006	EQUIPMENT	650.00	40,915.57	9,866.39	9,866.39	31,049.18
	Expense Total:	**5,900.00**	**46,165.57**	**9,866.39**	**9,866.39**	**36,299.18**
	Fund: 033 - SHERIFF FORFEITURE Surplus (Deficit):	**0.00**	**-87,081.14**	**-9,726.21**	**-7,455.80**	
Fund: 034 - DISTRICT CLERK RMP						
Revenue						
034-30000	BEGINNING BALANCE	3,680.00	3,680.00	0.00	0.00	3,680.00
034-32530	DISTRICT CLERK ARCHIVE FEE	1,320.00	1,320.00	5.00	197.50	1,122.50
034-35100	INTEREST ON INVESTMENTS	0.00	0.00	817.04	7,700.32	-7,700.32
034-35104	INTEREST TEXAS CLASS INVESTMENTS	0.00	0.00	16.78	129.37	-129.37
034-39029	TRANSFER FROM GENERAL FUND	150,000.00	150,000.00	37,500.00	150,000.00	0.00
	Revenue Total:	**155,000.00**	**155,000.00**	**38,338.82**	**158,027.19**	**-3,027.19**
Expense						
034-000-43200	PURCHASE OF EQUIPMENT	1,250.00	1,250.00	0.00	0.00	1,250.00
034-000-48000	MISCELLANEOUS EXPENSE	1,250.00	1,250.00	0.00	0.00	1,250.00
034-000-48001	MISCELLANEOUS EXPENSE-ARCHIVE	1,250.00	1,250.00	0.00	0.00	1,250.00
034-000-48009	RECORD PRESERVATION-ARCHIVE	150,000.00	150,000.00	0.00	140,098.63	9,901.37
034-000-48010	RECORDS PRESERVATION	1,250.00	1,250.00	82,304.00	82,304.00	-81,054.00
	Expense Total:	**155,000.00**	**155,000.00**	**82,304.00**	**222,402.63**	**-67,402.63**
	Fund: 034 - DISTRICT CLERK RMP Surplus (Deficit):	**0.00**	**0.00**	**-43,965.18**	**-64,375.44**	
Fund: 035 - AMERICAN RESCUE PLAN ACT FUNDING						
Revenue						
035-31301	ARPA FUNDING	2,104,766.00	2,104,766.00	0.00	0.00	2,104,766.00
035-35104	INTEREST TEXAS CLASS INVESTMENTS	0.00	0.00	0.00	5,774.09	-5,774.09
	Revenue Total:	**2,104,766.00**	**2,104,766.00**	**0.00**	**5,774.09**	**2,098,991.91**
Expense						
035-000-42138	CONTRACT MEDICAL EXPENSE/HOSPITAL	106,641.06	106,641.06	0.00	0.00	106,641.06
035-000-42170	BROADBAND PROJECTS	1,476,991.94	1,476,991.94	0.00	0.00	1,476,991.94
035-000-42173	WATER/SEWER PROJECTS	500,000.00	500,000.00	0.00	0.00	500,000.00
035-000-42610	ADMINISTRATION	0.00	0.00	0.00	80,000.00	-80,000.00
035-000-42998	COVID-19 MISC. EXPENSE	21,133.00	21,133.00	0.00	0.00	21,133.00

		Original Total Budget	Current Total Budget	MTD Activity	YTD Activity	Budget Remaining
035-496-49110	TRANSFER TO GENERAL FUND	0.00	0.00	0.00	485,445.52	-485,445.52
	Expense Total:	**2,104,766.00**	**2,104,766.00**	**0.00**	**565,445.52**	**1,539,320.48**
Fund: 035 - AMERICAN RESCUE PLAN ACT FUNDING Surplus (Deficit):		**0.00**	**0.00**	**0.00**	**-559,671.43**	
Fund: 036 - LIBRARY FUND						
Revenue						
036-32517	COUNTY CLERK FINES	2,500.00	2,500.00	385.00	3,010.00	-510.00
036-32522	DISTRICT CLERK FINES	5,000.00	5,000.00	875.00	7,980.00	-2,980.00
036-35100	INTEREST ON INVESTMENTS	100.00	100.00	129.61	759.52	-659.52
036-35104	INTEREST TEXAS CLASS INVESTMENTS	0.00	0.00	325.76	2,497.77	-2,497.77
036-39000	TRANSFER FROM GENERAL	25,000.00	25,000.00	6,250.00	25,000.00	0.00
	Revenue Total:	**32,600.00**	**32,600.00**	**7,965.37**	**39,247.29**	**-6,647.29**
Expense						
036-000-48007	LIBRARY BOOKS & SUPPLIES	32,600.00	32,600.00	2,493.85	22,118.80	10,481.20
	Expense Total:	**32,600.00**	**32,600.00**	**2,493.85**	**22,118.80**	**10,481.20**
Fund: 036 - LIBRARY FUND	**Surplus (Deficit):**	**0.00**	**0.00**	**5,471.52**	**17,128.49**	
Fund: 041 - PEACE OFFICER SERVICE FEES						
Revenue						
041-31142	PEACE OFFICER FEES	0.00	0.00	2,750.00	8,500.00	-8,500.00
041-35100	INTEREST ON INVESTMENTS	0.00	0.00	125.32	787.64	-787.64
041-35104	INTEREST TEXAS CLASS INVESTMENTS	0.00	0.00	354.93	2,733.38	-2,733.38
041-37102	REIMBURSEMENT- STATE AID PEACE OFFIC	0.00	0.00	0.00	4,859.68	-4,859.68
	Revenue Total:	**0.00**	**0.00**	**3,230.25**	**16,880.70**	**-16,880.70**
Expense						
041-000-42659	TRAVEL & EDUCATION	0.00	0.00	2,182.22	5,718.60	-5,718.60
	Expense Total:	**0.00**	**0.00**	**2,182.22**	**5,718.60**	**-5,718.60**
Fund: 041 - PEACE OFFICER SERVICE FEES Surplus (Deficit):		**0.00**	**0.00**	**1,048.03**	**11,162.10**	
Fund: 042 - HAVA GRANT/CARES ACT						
Revenue						
042-35100	INTEREST ON INVESTMENTS	0.00	0.00	103.33	681.70	-681.70
	Revenue Total:	**0.00**	**0.00**	**103.33**	**681.70**	**-681.70**
Fund: 042 - HAVA GRANT/CARES ACT Total:		**0.00**	**0.00**	**103.33**	**681.70**	
Fund: 043 - JAIL INTEREST & SINKING						
Revenue						
043-30000	BEGINNING BALANCE	100,000.00	100,000.00	0.00	0.00	100,000.00
043-31020	DELINQUENT AD VALOREM	1,000.00	1,000.00	0.00	7.46	992.54
043-35100	INTEREST ON INVESTMENTS	1,500.00	1,500.00	1,063.92	8,650.24	-7,150.24
	Revenue Total:	**102,500.00**	**102,500.00**	**1,063.92**	**8,657.70**	**93,842.30**
Expense						
043-000-42410	REPAIRS & MAINTENANCE	100,000.00	100,000.00	6,541.50	29,319.40	70,680.60
043-000-43151	BUILDING PROJECTS	2,500.00	2,500.00	0.00	0.00	2,500.00
043-000-43200	PURCHASE OF EQUIPMENT	0.00	0.00	0.00	17,678.89	-17,678.89
	Expense Total:	**102,500.00**	**102,500.00**	**6,541.50**	**46,998.29**	**55,501.71**
Fund: 043 - JAIL INTEREST & SINKING Surplus (Deficit):		**0.00**	**0.00**	**-5,477.58**	**-38,340.59**	
Fund: 044 - COURTHOUSE SECURITY						
Revenue						
044-30000	BEGINNING BALANCE	2,644.00	2,644.00	0.00	0.00	2,644.00
044-32112	COURTHOUSE SECURITY FEES	25,255.00	25,255.00	725.00	6,449.05	18,805.95
044-35100	INTEREST ON INVESTMENTS	240.00	240.00	0.00	0.00	240.00
044-35104	INTEREST TEXAS CLASS INVESTMENTS	0.00	0.00	66.48	511.91	-511.91
044-39000	TRANSFER FROM GENERAL FUND	108,405.00	108,405.00	27,101.25	108,405.00	0.00
	Revenue Total:	**136,544.00**	**136,544.00**	**27,892.73**	**115,365.96**	**21,178.04**
Expense						
044-000-40000	COURTHOUSE SECURITY OFFICER	90,467.00	90,467.00	6,228.70	48,601.32	41,865.68
044-000-40100	SOCIAL SECURITY	6,921.00	6,921.00	471.49	3,680.34	3,240.66
044-000-40110	RETIREMENT	6,297.00	6,297.00	424.56	3,318.80	2,978.20

		Original Total Budget	Current Total Budget	MTD Activity	YTD Activity	Budget Remaining
044-000-40120	HOSPITALIZATION	12,689.00	12,689.00	521.20	781.80	11,907.20
044-000-40140	UNEMPLOYMENT INSURANCE	170.00	170.00	8.68	25.31	144.69
044-000-42499	MISCELLANEOUS EXPENSE	2,000.00	2,000.00	0.00	0.00	2,000.00
044-000-43200	PURCHASE OF EQUIPMENT	18,000.00	18,000.00	0.00	0.00	18,000.00
	Expense Total:	**136,544.00**	**136,544.00**	**7,654.63**	**56,407.57**	**80,136.43**
	Fund: 044 - COURTHOUSE SECURITY Surplus (Deficit):	**0.00**	**0.00**	**20,238.10**	**58,958.39**	
Fund: 045 - COUNTY-RMP						
Revenue						
045-30000	BEGINNING BALANCE	46,885.00	46,885.00	0.00	0.00	46,885.00
045-32527	DIST. & CO. CLERK FEES	4,000.00	4,000.00	835.00	8,172.88	-4,172.88
045-35100	INTEREST ON INVESTMENTS	350.00	350.00	150.30	943.07	-593.07
045-35104	INTEREST TEXAS CLASS INVESTMENTS	0.00	0.00	301.71	2,323.42	-2,323.42
	Revenue Total:	**51,235.00**	**51,235.00**	**1,287.01**	**11,439.37**	**39,795.63**
Expense						
045-000-43200	PURCHASE OF EQUIPMENT	14,500.00	14,500.00	0.00	0.00	14,500.00
045-000-48000	MISCELLANEOUS EXPENSE	36,735.00	36,735.00	0.00	0.00	36,735.00
	Expense Total:	**51,235.00**	**51,235.00**	**0.00**	**0.00**	**51,235.00**
	Fund: 045 - COUNTY-RMP Surplus (Deficit):	**0.00**	**0.00**	**1,287.01**	**11,439.37**	
Fund: 046 - RESTITUTION (DISTRICT CLERK)						
Revenue						
046-32507	RESTITUTION COLLECTED (DISTRICT CLERK)	0.00	0.00	701.72	8,920.32	-8,920.32
046-35100	INTEREST ON INVESTMENTS	0.00	0.00	47.69	270.42	-270.42
	Revenue Total:	**0.00**	**0.00**	**749.41**	**9,190.74**	**-9,190.74**
	Fund: 046 - RESTITUTION (DISTRICT CLERK) Total:	**0.00**	**0.00**	**749.41**	**9,190.74**	
Fund: 047 - COUNTY-WIDE RIGHT-OF-WAY FUNDB						
Revenue						
047-30000	BEGINNING BALANCE	253,606.44	253,606.44	0.00	0.00	253,606.44
047-30404	PARTIAL CARRYOVER	500,000.00	500,000.00	0.00	0.00	500,000.00
047-35100	INTEREST ON INVESTMENTS	1,000.00	1,000.00	0.00	0.00	1,000.00
047-35104	INTEREST TEXAS CLASS INVESTMENTS	0.00	0.00	4.65	36.18	-36.18
047-35105	INTEREST FNB WICHITA FALLS INVESTMEN	0.00	0.00	0.00	7,039.57	-7,039.57
	Revenue Total:	**754,606.44**	**754,606.44**	**4.65**	**7,075.75**	**747,530.69**
Expense						
047-000-43110	RIGHT-OF-WAY PURCHASES	1,000.00	1,000.00	0.00	0.00	1,000.00
047-000-48008	PROFESSIONAL SERVICES	500,000.00	500,000.00	0.00	0.00	500,000.00
047-496-49110	TRANSFER TO GENERAL FUND	253,606.44	253,606.44	0.00	0.00	253,606.44
	Expense Total:	**754,606.44**	**754,606.44**	**0.00**	**0.00**	**754,606.44**
	Fund: 047 - COUNTY-WIDE RIGHT-OF-WAY FUNDB Surplus (Deficit):	**0.00**	**0.00**	**4.65**	**7,075.75**	
Fund: 048 - EMERGENCY DISASTER RELIEF						
Revenue						
048-30000	BEGINNING BALANCE	800,000.00	800,000.00	0.00	0.00	800,000.00
048-35100	INTEREST ON INVESTMENTS	5,000.00	5,000.00	0.00	216.09	4,783.91
048-35104	INTEREST TEXAS CLASS INVESTMENTS	0.00	0.00	223.64	1,713.34	-1,713.34
048-35105	INTEREST FNB WICHITA FALLS INVESTMEN	150,000.00	150,000.00	0.00	40,226.14	109,773.86
048-35111	INTEREST ON INVESTMENTS - MEEDER INV	0.00	0.00	-2,085.18	39,136.61	-39,136.61
	Revenue Total:	**955,000.00**	**955,000.00**	**-1,861.54**	**81,292.18**	**873,707.82**
Expense						
048-000-42118	AMBULANCE SERVICES	150,000.00	150,000.00	0.00	116,684.80	33,315.20
048-000-42165	EMERGENCY PROTECTIVE MEASURES	38,709.00	38,709.00	0.00	0.00	38,709.00
048-000-42166	ROAD & DITCH RESTORATION	47,723.00	47,723.00	0.00	0.00	47,723.00
048-000-42167	EMERGENCY WORK/DEBRIS CLEARANC	44,723.00	44,723.00	0.00	0.00	44,723.00
048-000-42179	COUNTY WIDE DEBRIS REMOVAL	44,723.00	44,723.00	0.00	0.00	44,723.00
048-000-42184	COVID-19 LOCAL EXPENSE	47,723.00	47,723.00	0.00	0.00	47,723.00
048-000-42205	SHELTERING OF EVACUEES	44,723.00	44,723.00	0.00	0.00	44,723.00
048-000-42213	TEMPORARY DEBRIS STORAGE/REDUC	44,723.00	44,723.00	0.00	0.00	44,723.00
048-000-42219	COVID-19 MUTUAL AID EXPENSE	44,723.00	44,723.00	0.00	0.00	44,723.00

		Original Total Budget	Current Total Budget	MTD Activity	YTD Activity	Budget Remaining
048-000-42399	PURCHASE OF LAND	0.00	5,016.00	151,440.00	156,440.00	-151,424.00
048-000-42400	GAS, OIL, GREASE	44,723.00	44,723.00	0.00	0.00	44,723.00
048-000-42410	REPAIRS & MAINTENANCE	44,723.00	44,723.00	0.00	274.00	44,449.00
048-000-42421	DAMAGES & REPAIRS	44,723.00	44,723.00	0.00	0.00	44,723.00
048-000-42513	UTILITIES-EOC	44,723.00	44,723.00	0.00	0.00	44,723.00
048-000-42600	PROFESSIONAL SERVICES	44,723.00	44,723.00	0.00	0.00	44,723.00
048-000-42646	CONTRACT LABOR	44,723.00	44,723.00	0.00	0.00	44,723.00
048-000-42665	TRAVEL/MILEAGE	44,723.00	44,723.00	0.00	0.00	44,723.00
048-000-42681	FIELD HOSPITAL SERVICES	44,723.00	44,723.00	0.00	0.00	44,723.00
048-000-42998	MISCELLANEOUS SUPPLIES	44,723.00	44,723.00	0.00	0.00	44,723.00
048-000-43200	PURCHASE OF EQUIPMENT	44,723.00	44,723.00	0.00	0.00	44,723.00
	Expense Total:	**955,000.00**	**960,016.00**	**151,440.00**	**273,398.80**	**686,617.20**
	Fund: 048 - EMERGENCY DISASTER RELIEF Surplus (Deficit):	**0.00**	**-5,016.00**	**-153,301.54**	**-192,106.62**	
Fund: 049 - C D A TRUST						
Revenue						
049-31144	RESTITUTION COLLECTED	10,000.00	10,000.00	0.00	47,800.00	-37,800.00
049-35100	INTEREST ON INVESTMENTS	0.00	0.00	59.67	392.88	-392.88
	Revenue Total:	**10,000.00**	**10,000.00**	**59.67**	**48,192.88**	**-38,192.88**
Expense						
049-000-42908	RESTITUTION MISC. EXPENSE	10,000.00	10,000.00	0.00	47,560.00	-37,560.00
	Expense Total:	**10,000.00**	**10,000.00**	**0.00**	**47,560.00**	**-37,560.00**
	Fund: 049 - C D A TRUST Surplus (Deficit):	**0.00**	**0.00**	**59.67**	**632.88**	
Fund: 050 - C D A FEES						
Revenue						
050-35104	INTEREST TEXAS CLASS INVESTMENTS	0.00	0.00	0.05	0.35	-0.35
	Revenue Total:	**0.00**	**0.00**	**0.05**	**0.35**	**-0.35**
Expense						
050-000-48000	MISCELLANEOUS EXPENSE	0.00	0.00	0.00	80.00	-80.00
	Expense Total:	**0.00**	**0.00**	**0.00**	**80.00**	**-80.00**
	Fund: 050 - C D A FEES Surplus (Deficit):	**0.00**	**0.00**	**0.05**	**-79.65**	
Fund: 051 - CDA STATE APPROPRIATIONS FUND						
Revenue						
051-31200	STATE APPROPRIATIONS	0.00	0.00	0.00	18,333.32	-18,333.32
051-35100	INTEREST ON INVESTMENTS	0.00	0.00	270.27	1,889.98	-1,889.98
051-35104	INTEREST TEXAS CLASS INVESTMENTS	0.00	0.00	283.97	2,186.74	-2,186.74
	Revenue Total:	**0.00**	**0.00**	**554.24**	**22,410.04**	**-22,410.04**
Expense						
051-000-40000	SALARIES	0.00	0.00	1,943.32	12,442.25	-12,442.25
051-000-40070	SALARIES & FRINGE BENEFITS	0.00	0.00	921.28	5,932.26	-5,932.26
051-000-40100	SOCIAL SECURITY	0.00	0.00	172.50	1,125.64	-1,125.64
051-000-40110	RETIREMENT	0.00	0.00	163.44	1,062.36	-1,062.36
051-000-42661	TRAINING & EDUCATION	0.00	0.00	0.00	167.00	-167.00
	Expense Total:	**0.00**	**0.00**	**3,200.54**	**20,729.51**	**-20,729.51**
	Fund: 051 - CDA STATE APPROPRIATIONS FUND Surplus (Deficit):	**0.00**	**0.00**	**-2,646.30**	**1,680.53**	
Fund: 052 - ALTERNATE DISPUTE RESOLUTION						
Revenue						
052-35100	INTEREST ON INVESTMENTS	0.00	0.00	174.45	1,150.92	-1,150.92
	Revenue Total:	**0.00**	**0.00**	**174.45**	**1,150.92**	**-1,150.92**
	Fund: 052 - ALTERNATE DISPUTE RESOLUTION Total:	**0.00**	**0.00**	**174.45**	**1,150.92**	
Fund: 072 - TYLER COUNTY SEACH & RESCUE						
Revenue						
072-35100	INTEREST ON INVESTMENTS	0.00	0.00	0.73	4.80	-4.80
	Revenue Total:	**0.00**	**0.00**	**0.73**	**4.80**	**-4.80**
	Fund: 072 - TYLER COUNTY SEACH & RESCUE Total:	**0.00**	**0.00**	**0.73**	**4.80**	

		Original Total Budget	Current Total Budget	MTD Activity	YTD Activity	Budget Remaining
Fund: 073 - JUSTICE COURT TECHNOLOGY FUND						
Revenue						
073-32500	JUSTICE OF PEACE FEES	0.00	0.00	0.00	84.00	-84.00
073-35100	INTEREST ON INVESTMENTS	0.00	0.00	31.93	210.06	-210.06
073-35104	INTEREST TEXAS CLASS INVESTMENTS	0.00	0.00	141.99	1,093.32	-1,093.32
	Revenue Total:	**0.00**	**0.00**	**173.92**	**1,387.38**	**-1,387.38**
	Fund: 073 - JUSTICE COURT TECHNOLOGY FUND Total:	**0.00**	**0.00**	**173.92**	**1,387.38**	
Fund: 074 - HOMELAND SECURITY						
Revenue						
074-35104	INTEREST TEXAS CLASS INVESTMENTS	0.00	0.00	35.40	272.66	-272.66
	Revenue Total:	**0.00**	**0.00**	**35.40**	**272.66**	**-272.66**
	Fund: 074 - HOMELAND SECURITY Total:	**0.00**	**0.00**	**35.40**	**272.66**	
Fund: 076 - EMERGENCY OPERATIONS CENTER						
Revenue						
076-30000	BEGINNING BALANCE	29,351.00	29,351.00	0.00	0.00	29,351.00
076-32116	UTILITY CONSTRUCTION PERMIT FEE	0.00	0.00	525.00	2,775.00	-2,775.00
076-35100	INTEREST ON INVESTMENTS	200.00	200.00	0.00	0.00	200.00
076-35104	INTEREST TEXAS CLASS INVESTMENTS	0.00	0.00	281.63	2,159.43	-2,159.43
076-38118	REIMBURSEMENT/MISC INCOME	0.00	0.00	0.00	51.28	-51.28
076-39000	TRANSFER FROM GENERAL FUND	150,808.00	150,808.00	37,702.00	150,808.00	0.00
	Revenue Total:	**180,359.00**	**180,359.00**	**38,508.63**	**155,793.71**	**24,565.29**
Expense						
076-000-40000	SALARIES	87,505.00	87,505.00	7,366.84	65,220.06	22,284.94
076-000-40100	SOCIAL SECURITY	6,695.00	6,695.00	563.58	4,965.20	1,729.80
076-000-40110	RETIREMENT	6,091.00	6,091.00	503.10	4,448.63	1,642.37
076-000-40120	HOSPITALIZATION	25,377.00	25,377.00	1,087.87	7,469.91	17,907.09
076-000-40130	WORKERS' COMPENSATION	206.00	206.00	0.00	0.00	206.00
076-000-40140	UNEMPLOYMENT INSURANCE	385.00	385.00	13.26	117.07	267.93
076-000-42100	OFFICE SUPPLIES	2,200.00	2,313.99	103.69	992.18	1,321.81
076-000-42102	EMERGENCY SUPPLIES/SIGNANGE	1,500.00	1,500.00	1,755.71	2,581.43	-1,081.43
076-000-42123	COMUNITY OUTREACH EXPENSES	0.00	0.00	384.27	384.27	-384.27
076-000-42150	UNIFORMS	2,000.00	2,050.00	0.00	662.79	1,387.21
076-000-42211	STANDBY FUEL	10,000.00	10,000.00	0.00	153.95	9,846.05
076-000-42351	SERVICE OF GENERATORS	6,400.00	6,400.00	0.00	1,195.25	5,204.75
076-000-42416	VEHICLE OPERATIONS/MAINTENANCE	10,000.00	10,000.00	435.10	5,180.57	4,819.43
076-000-42500	TELEPHONE	4,000.00	4,000.00	0.00	1,923.50	2,076.50
076-000-42663	TRAINING & EDUCATION	4,000.00	4,000.00	0.00	3,889.82	110.18
076-000-43200	PURCHASE OF EQUIPMENT	10,000.00	10,000.00	0.00	1,477.72	8,522.28
076-000-43901	STANDBY MAINTENANCE	4,000.00	4,000.00	0.00	0.00	4,000.00
	Expense Total:	**180,359.00**	**180,522.99**	**12,213.42**	**100,662.35**	**79,860.64**
	Fund: 076 - EMERGENCY OPERATIONS CENTER Surplus (Deficit):	**0.00**	**-163.99**	**26,295.21**	**55,131.36**	
Fund: 088 - TJPC-TITLE IVE FUND						
Revenue						
088-35100	INTEREST ON INVESTMENTS	0.00	0.00	22.35	147.42	-147.42
088-35104	INTEREST TEXAS CLASS INVESTMENTS	0.00	0.00	106.48	820.01	-820.01
	Revenue Total:	**0.00**	**0.00**	**128.83**	**967.43**	**-967.43**
	Fund: 088 - TJPC-TITLE IVE FUND Total:	**0.00**	**0.00**	**128.83**	**967.43**	
Fund: 089 - TYLER COUNTY NUTRITION CENTER						
Revenue						
089-30000	BEGINNING BALANCE	39,922.00	39,922.00	0.00	0.00	39,922.00
089-31140	LEASE INCOME	3,000.00	3,000.00	125.00	1,000.00	2,000.00
089-32128	HALL RENTAL	1,500.00	1,500.00	0.00	0.00	1,500.00
089-35100	INTEREST ON INVESTMENTS	200.00	200.00	220.24	1,403.30	-1,203.30
089-35104	INTEREST TEXAS CLASS INVESTMENTS	0.00	0.00	35.49	273.38	-273.38
089-37106	DETCOG REIMBURSEMENT FOR SENIOR CI	82,000.00	82,000.00	5,595.75	44,766.00	37,234.00
089-38104	DONATIONS	0.00	0.00	200.00	2,205.56	-2,205.56

		Original Total Budget	Current Total Budget	MTD Activity	YTD Activity	Budget Remaining
089-38113	CITIZEN MEAL DONATIONS	42,000.00	42,000.00	2,008.00	14,100.65	27,899.35
089-38124	MISC INCOME-NUTRITION CENTER	0.00	0.00	0.00	25.00	-25.00
089-39000	TRANSFER FROM GENERAL FUND	88,993.00	88,993.00	22,248.25	88,993.00	0.00
	Revenue Total:	**257,615.00**	**257,615.00**	**30,432.73**	**152,766.89**	**104,848.11**
Expense						
089-000-40050	SALARIES	106,344.00	106,344.00	5,633.62	53,161.56	53,182.44
089-000-40100	SOCIAL SECURITY	8,136.00	8,136.00	413.05	3,922.26	4,213.74
089-000-40110	RETIREMENT	7,402.00	7,402.00	384.96	3,623.62	3,778.38
089-000-40120	HOSPITALIZATION	25,377.00	25,377.00	2,167.18	17,294.14	8,082.86
089-000-40130	WORKERS' COMPENSATION	50.00	50.00	0.00	103.50	-53.50
089-000-40140	UNEMPLOYMENT INSURANCE	50.00	50.00	0.00	0.00	50.00
089-000-42100	OFFICE SUPPLIES	500.00	500.00	18.91	68.91	431.09
089-000-42150	UNIFORMS	400.00	400.00	0.00	118.96	281.04
089-000-42157	SENIOR MEAL EXPENSES	50,000.00	50,000.00	2,802.37	27,728.75	22,271.25
089-000-42189	TRAINING & EDUCATION	3,630.00	3,630.00	0.00	160.45	3,469.55
089-000-42204	SENIOR ACTIVITIES	1,500.00	1,500.00	0.00	0.00	1,500.00
089-000-42394	BUILDING INSURANCE	500.00	500.00	0.00	0.00	500.00
089-000-42410	REPAIRS & MAINTENANCE	14,000.00	23,140.00	665.46	16,685.87	6,454.13
089-000-42510	UTILITIES	29,726.00	29,726.00	3,848.36	20,960.99	8,765.01
089-000-42522	MISC. KITCHEN SUPPLIES	0.00	0.00	0.00	307.36	-307.36
089-000-43200	PURCHASE OF EQUIPMENT	10,000.00	10,000.00	0.00	0.00	10,000.00
	Expense Total:	**257,615.00**	**266,755.00**	**15,933.91**	**144,136.37**	**122,618.63**
	Fund: 089 - TYLER COUNTY NUTRITION CENTER Surplus (Deficit):	**0.00**	**-9,140.00**	**14,498.82**	**8,630.52**	
Fund: 093 - PAYROLL ACCOUNT						
Revenue						
093-38113	OTHER INCOME	0.00	0.00	0.00	158.93	-158.93
	Revenue Total:	**0.00**	**0.00**	**0.00**	**158.93**	**-158.93**
Expense						
093-000-48000	MISCELLANEOUS EXPENSE	0.00	0.00	0.00	158.93	-158.93
	Expense Total:	**0.00**	**0.00**	**0.00**	**158.93**	**-158.93**
	Fund: 093 - PAYROLL ACCOUNT Surplus (Deficit):	**0.00**	**0.00**	**0.00**	**0.00**	
Fund: 096 - CHILD WELFARE BOARD FUND						
Revenue						
096-35100	INTEREST ON INVESTMENTS	0.00	0.00	11.76	74.36	-74.36
096-35104	INTEREST TEXAS CLASS INVESTMENTS	0.00	0.00	30.67	235.13	-235.13
096-38105	JUROR DONATIONS	0.00	0.00	0.00	285.00	-285.00
	Revenue Total:	**0.00**	**0.00**	**42.43**	**594.49**	**-594.49**
	Fund: 096 - CHILD WELFARE BOARD FUND Total:	**0.00**	**0.00**	**42.43**	**594.49**	
Fund: 097 - CHILD SAFETY FUND						
Revenue						
097-32105	CHILD SAFETY FUND FEES	49,943.00	49,943.00	2,360.00	13,869.00	36,074.00
097-35100	INTEREST ON INVESTMENTS	1,500.00	1,500.00	0.00	0.00	1,500.00
097-35104	INTEREST TEXAS CLASS INVESTMENTS	0.00	0.00	0.00	-13.52	13.52
097-39029	TRANSFER FROM GENERAL FUND	0.00	0.00	0.00	45,000.00	-45,000.00
	Revenue Total:	**51,443.00**	**51,443.00**	**2,360.00**	**58,855.48**	**-7,412.48**
Expense						
097-000-40000	SALARIES - SUMMER YOUTH PROGRAM	45,000.00	45,000.00	-4,735.88	20,992.84	24,007.16
097-000-40100	SOCIAL SECURITY	3,443.00	3,443.00	444.17	3,059.90	383.10
097-000-40110	RETIREMENT	0.00	0.00	36.61	628.92	-628.92
097-000-40140	UNEMPLOYMENT INSURANCE	1,500.00	1,500.00	0.00	0.00	1,500.00
097-000-42105	INSTRUCTIONAL EDUCATION & SUPPLIES	1,000.00	1,000.00	0.00	780.18	219.82
097-000-42212	SUMMER YOUTH TRAVEL	500.00	500.00	319.93	570.07	-70.07
097-000-42655	CHILD SAFETY PROGRAMS	0.00	0.00	526.94	9,051.26	-9,051.26
	Expense Total:	**51,443.00**	**51,443.00**	**-3,408.23**	**35,083.17**	**16,359.83**
	Fund: 097 - CHILD SAFETY FUND Surplus (Deficit):	**0.00**	**0.00**	**5,768.23**	**23,772.31**	

		Original Total Budget	Current Total Budget	MTD Activity	YTD Activity	Budget Remaining
Fund: 101 - SUPPLEMENT COURT QUARDIANSHIP						
Revenue						
101-31148	SCIG FEES	0.00	0.00	140.00	1,440.00	-1,440.00
101-35100	INTEREST ON INVESTMENTS	0.00	0.00	130.13	846.11	-846.11
	Revenue Total:	**0.00**	**0.00**	**270.13**	**2,286.11**	**-2,286.11**
	Fund: 101 - SUPPLEMENT COURT QUARDIANSHIP Total:	**0.00**	**0.00**	**270.13**	**2,286.11**	
Fund: 103 - DISTRICT COURT CRIMINAL TECHNOLOGY FUND						
Revenue						
103-32113	CRIMINAL TECHNOLOGY FEE	0.00	0.00	0.00	94.00	-94.00
103-35100	INTEREST ON INVESTMENTS	0.00	0.00	17.14	112.68	-112.68
103-35104	INTEREST TEXAS CLASS INVESTMENTS	0.00	0.00	114.98	881.59	-881.59
	Revenue Total:	**0.00**	**0.00**	**132.12**	**1,088.27**	**-1,088.27**
	Fund: 103 - DISTRICT COURT CRIMINAL TECHNOLOGY FUND Total:	**0.00**	**0.00**	**132.12**	**1,088.27**	
Fund: 105 - CDBG GLO-22-119-009-D419						
Revenue						
105-36108	GRANT FUNDING D419	0.00	0.00	0.00	480,741.29	-480,741.29
	Revenue Total:	**0.00**	**0.00**	**0.00**	**480,741.29**	**-480,741.29**
	Fund: 105 - CDBG GLO-22-119-009-D419 Total:	**0.00**	**0.00**	**0.00**	**480,741.29**	
Fund: 107 - CDBG LOCAL BUYOUT/AQUISITION PROGRAM						
Revenue						
107-39000	TRANSFERS FROM GENERAL FUND	0.00	0.00	0.00	0.27	-0.27
	Revenue Total:	**0.00**	**0.00**	**0.00**	**0.27**	**-0.27**
	Fund: 107 - CDBG LOCAL BUYOUT/AQUISITION PROGRAM Total:	**0.00**	**0.00**	**0.00**	**0.27**	
Fund: 111 - COURTHOUSE RESTORATION						
Revenue						
111-30000	BEGINNING BALANCE	425,000.00	425,000.00	0.00	0.00	425,000.00
111-35100	INTEREST ON INVESTMENT	0.00	0.00	1,246.17	8,214.80	-8,214.80
111-35104	INTEREST TEXAS CLASS INVESTMENTS	0.00	0.00	2,562.77	19,649.90	-19,649.90
111-38104	DONATIONS	0.00	0.00	0.00	5,000.00	-5,000.00
111-39000	TRANSFER FROM GENERAL FUND	75,000.00	75,000.00	0.00	0.00	75,000.00
	Revenue Total:	**500,000.00**	**500,000.00**	**3,808.94**	**32,864.70**	**467,135.30**
Expense						
111-000-42412	COURTHOUSE REHABILITATION EXPENSE	500,000.00	500,000.00	0.00	400.00	499,600.00
	Expense Total:	**500,000.00**	**500,000.00**	**0.00**	**400.00**	**499,600.00**
	Fund: 111 - COURTHOUSE RESTORATION Surplus (Deficit):	**0.00**	**0.00**	**3,808.94**	**32,464.70**	
Fund: 112 - LEGISLATIVE SERVICES						
Revenue						
112-35100	INTEREST ON INVESTMENTS	0.00	0.00	146.06	873.74	-873.74
112-35104	INTEREST TEXAS CLASS INVESTMENTS	0.00	0.00	222.28	1,704.39	-1,704.39
112-39000	TRANSFER FROM GENERAL FUND	10,500.00	10,500.00	2,625.00	10,500.00	0.00
	Revenue Total:	**10,500.00**	**10,500.00**	**2,993.34**	**13,078.13**	**-2,578.13**
Expense						
112-000-48000	MISCELLANEOUS EXPENSE	10,500.00	10,500.00	0.00	0.00	10,500.00
	Expense Total:	**10,500.00**	**10,500.00**	**0.00**	**0.00**	**10,500.00**
	Fund: 112 - LEGISLATIVE SERVICES Surplus (Deficit):	**0.00**	**0.00**	**2,993.34**	**13,078.13**	
Fund: 113 - CIVIL FEES (ADULT PROBATION)						
Revenue						
113-35100	INTEREST ON INVESTMENTS	0.00	0.00	3.72	24.57	-24.57
	Revenue Total:	**0.00**	**0.00**	**3.72**	**24.57**	**-24.57**
	Fund: 113 - CIVIL FEES (ADULT PROBATION) Total:	**0.00**	**0.00**	**3.72**	**24.57**	
Fund: 114 - ELECTED OFFICIALS FUND						
Revenue						
114-35102	INTEREST FNB INVESTMENTS	0.00	0.00	0.00	58,058.06	-58,058.06
114-38310	TAXES GASB 84	0.00	0.00	0.00	27,918,378.98	-27,918,378.98

		Original Total Budget	Current Total Budget	MTD Activity	YTD Activity	Budget Remaining
114-38320	FEES GASB 84	0.00	0.00	0.00	1,556,894.88	-1,556,894.88
114-38330	INMATE TRUST DEPOSITS GASB 84	0.00	0.00	0.00	41,297.94	-41,297.94
114-38335	JAIL COMMISSARY GASB 84	0.00	0.00	0.00	24,073.34	-24,073.34
114-38340	CASH BONDS GASB 84	0.00	0.00	500.00	5,750.00	-5,750.00
114-38350	VIT GASB 84	0.00	0.00	0.00	21,356.50	-21,356.50
114-38360	COUNTY CLERK GENERAL GASB 84	0.00	0.00	0.00	237,323.95	-237,323.95
114-38370	DISTRICT CLERK GENERAL GASB 84	0.00	0.00	0.00	172,903.00	-172,903.00
114-38380	DIST CLERK TRUST GASB84	0.00	0.00	0.00	172,688.09	-172,688.09
114-38390	CO CLERK REGISTRY REVENUE GASB 84	0.00	0.00	0.00	5,386.10	-5,386.10
	Revenue Total:	**0.00**	**0.00**	**500.00**	**30,214,110.84**	**-30,214,110.84**
Expense						
114-000-41000	DISBURSEMENT TO OTHERS	0.00	0.00	0.00	981,207.03	-981,207.03
114-000-48310	DISBURSEMENT TO COUNTY	0.00	0.00	0.00	13,541,504.27	-13,541,504.27
114-000-48315	DISBURSEMENT TO CITIES	0.00	0.00	0.00	1,136,881.15	-1,136,881.15
114-000-48330	DISBURSEMENT TO SCHOOL DISTRICTS	0.00	0.00	0.00	10,371,839.81	-10,371,839.81
114-000-48340	DISBURSEMENT INMATE TRUST	0.00	0.00	0.00	37,885.10	-37,885.10
114-000-48345	DISBURSEMENT LONE STAR	0.00	0.00	0.00	27,968.27	-27,968.27
114-000-48350	DISBURSEMENT CASH BONDS	0.00	0.00	15,500.00	25,750.00	-25,750.00
114-000-48360	DISBURSEMENT TO WATER DISTRICTS	0.00	0.00	0.00	101,412.34	-101,412.34
114-000-48370	DISBURSEMENT TO HOSPITAL DISTRICTS	0.00	0.00	0.00	2,578,997.91	-2,578,997.91
114-000-48390	DISBURSEMENT MISCELLANEOUS	0.00	0.00	0.00	365,200.00	-365,200.00
114-000-48395	RESTITUTION COLLECTED	0.00	0.00	0.00	8,578.84	-8,578.84
	Expense Total:	**0.00**	**0.00**	**15,500.00**	**29,177,224.72**	**-29,177,224.72**
	Fund: 114 - ELECTED OFFICIALS FUND Surplus (Deficit):	**0.00**	**0.00**	**-15,000.00**	**1,036,886.12**	
Fund: 115 - GRANT GLO 24-065-046-E538 STATE MID						
Revenue						
115-36108	GRANT FUNDING	0.00	0.00	0.00	1,608,981.72	-1,608,981.72
	Revenue Total:	**0.00**	**0.00**	**0.00**	**1,608,981.72**	**-1,608,981.72**
Expense						
115-000-42121	CONSTRUCTION	0.00	0.00	0.00	1,608,981.72	-1,608,981.72
	Expense Total:	**0.00**	**0.00**	**0.00**	**1,608,981.72**	**-1,608,981.72**
	Fund: 115 - GRANT GLO 24-065-046-E538 STATE MID Surplus (Deficit):	**0.00**	**0.00**	**0.00**	**0.00**	
Fund: 116 - GRANT GLO 24-065-047-E539 HUD MID						
Revenue						
116-36108	GRANT FUNDING	0.00	0.00	1,230,663.40	2,940,349.81	-2,940,349.81
	Revenue Total:	**0.00**	**0.00**	**1,230,663.40**	**2,940,349.81**	**-2,940,349.81**
Expense						
116-000-42121	CONSTRUCTION	0.00	0.00	1,161,768.40	2,721,548.81	-2,721,548.81
116-000-42610	ADMINISTRATION	0.00	0.00	0.00	156,006.00	-156,006.00
	Expense Total:	**0.00**	**0.00**	**1,161,768.40**	**2,877,554.81**	**-2,877,554.81**
	Fund: 116 - GRANT GLO 24-065-047-E539 HUD MID Surplus (Deficit):	**0.00**	**0.00**	**68,895.00**	**62,795.00**	
	Total Surplus (Deficit):	**0.00**	**-113,341.69**	**-1,217,819.32**	**7,198,998.22**	

Group Summary

Account Type	Original Total Budget	Current Total Budget	MTD Activity	YTD Activity	Budget Remaining
Fund: 010 - GENERAL FUND					
Revenue	13,052,814.34	13,052,814.34	390,285.86	12,903,156.03	149,658.31
Expense	13,052,814.34	13,058,899.07	1,158,789.20	8,845,276.64	4,213,622.43
Fund: 010 - GENERAL FUND Surplus (Deficit):	**0.00**	**-6,084.73**	**-768,503.34**	**4,057,879.39**	**-4,063,964.12**
Fund: 015 - RESTITUTION - COUNTY CLERK					
Revenue	0.00	0.00	0.00	275.00	-275.00
Expense	0.00	0.00	0.00	121.72	-121.72
Fund: 015 - RESTITUTION - COUNTY CLERK Surplus (Deficit):	**0.00**	**0.00**	**0.00**	**153.28**	**-153.28**
Fund: 020 - GENERAL ROAD & BRIDGE (County Special)					
Revenue	4,478,532.41	4,478,532.41	63,794.09	4,642,391.10	-163,858.69
Expense	4,478,532.41	4,478,532.41	63,794.09	4,642,391.10	-163,858.69
Fund: 020 - GENERAL ROAD & BRIDGE (County Special) Surplus (Deficit):	**0.00**	**0.00**	**0.00**	**0.00**	**0.00**
Fund: 021 - ROAD & BRIDGE I					
Revenue	1,045,437.53	1,045,437.53	35,425.05	1,094,041.83	-48,604.30
Expense	1,045,437.53	1,046,005.53	149,733.86	674,781.34	371,224.19
Fund: 021 - ROAD & BRIDGE I Surplus (Deficit):	**0.00**	**-568.00**	**-114,308.81**	**419,260.49**	**-419,828.49**
Fund: 022 - ROAD & BRIDGE II					
Revenue	1,116,686.48	1,116,686.48	36,781.88	1,291,554.78	-174,868.30
Expense	1,116,686.48	1,117,566.29	197,978.55	812,903.36	304,662.93
Fund: 022 - ROAD & BRIDGE II Surplus (Deficit):	**0.00**	**-879.81**	**-161,196.67**	**478,651.42**	**-479,531.23**
Fund: 023 - ROAD & BRIDGE III					
Revenue	1,397,154.85	1,397,154.85	42,269.28	1,458,613.00	-61,458.15
Expense	1,397,154.85	1,398,670.87	112,252.35	874,528.26	524,142.61
Fund: 023 - ROAD & BRIDGE III Surplus (Deficit):	**0.00**	**-1,516.02**	**-69,983.07**	**584,084.74**	**-585,600.76**
Fund: 024 - ROAD & BRIDGE IV					
Revenue	1,433,367.35	1,433,367.35	37,023.86	1,369,202.89	64,164.46
Expense	1,433,367.35	1,434,785.35	79,745.26	835,141.62	599,643.73
Fund: 024 - ROAD & BRIDGE IV Surplus (Deficit):	**0.00**	**-1,418.00**	**-42,721.40**	**534,061.27**	**-535,479.27**
Fund: 025 - TYLER CO AIRPORT					
Revenue	92,856.00	92,856.00	23,464.41	131,012.82	-38,156.82
Expense	92,856.00	92,856.00	28,572.47	94,410.34	-1,554.34
Fund: 025 - TYLER CO AIRPORT Surplus (Deficit):	**0.00**	**0.00**	**-5,108.06**	**36,602.48**	**-36,602.48**
Fund: 026 - TYLER CO. RODEO ARENA/FAIRGRND					
Revenue	61,806.00	61,806.00	11,597.25	46,586.04	15,219.96
Expense	61,806.00	61,806.00	818.17	17,848.16	43,957.84
Fund: 026 - TYLER CO. RODEO ARENA/FAIRGRND Surplus (Deficit):	**0.00**	**0.00**	**10,779.08**	**28,737.88**	**-28,737.88**
Fund: 027 - MIT HAZARD MITIGATION PLANS GRANT					
Revenue	0.00	0.00	0.00	12,500.00	-12,500.00
Expense	0.00	0.00	0.00	2,500.00	-2,500.00
Fund: 027 - MIT HAZARD MITIGATION PLANS GRANT Surplus (Deficit):	**0.00**	**0.00**	**0.00**	**10,000.00**	**-10,000.00**
Fund: 028 - ECONOMIC DEVELOPMENT					
Revenue	10,600.00	10,600.00	2,805.42	15,707.47	-5,107.47
Expense	10,600.00	12,074.00	0.00	6,939.00	5,135.00
Fund: 028 - ECONOMIC DEVELOPMENT Surplus (Deficit):	**0.00**	**-1,474.00**	**2,805.42**	**8,768.47**	**-10,242.47**
Fund: 029 - BENEVOLENCE FUND					
Revenue	1,000.00	1,000.00	274.18	1,344.10	-344.10
Expense	1,000.00	1,000.00	0.00	463.61	536.39
Fund: 029 - BENEVOLENCE FUND Surplus (Deficit):	**0.00**	**0.00**	**274.18**	**880.49**	**-880.49**
Fund: 030 - DIST CL'K STATE APPROP					
Revenue	48,592.00	48,592.00	175.97	1,355.11	47,236.89
Expense	48,592.00	48,592.00	0.00	0.00	48,592.00
Fund: 030 - DIST CL'K STATE APPROP Surplus (Deficit):	**0.00**	**0.00**	**175.97**	**1,355.11**	**-1,355.11**

Account Type	Original Total Budget	Current Total Budget	MTD Activity	YTD Activity	Budget Remaining
Fund: 031 - COUNTY CLERK RMP					
Revenue	464,044.00	464,044.00	7,867.54	62,809.39	401,234.61
Expense	464,044.00	464,044.00	0.00	1,700.00	462,344.00
Fund: 031 - COUNTY CLERK RMP Surplus (Deficit):	**0.00**	**0.00**	**7,867.54**	**61,109.39**	**-61,109.39**
Fund: 032 - C D A FORFEITURE					
Revenue	15,020.00	15,020.00	33.61	257.06	14,762.94
Expense	15,020.00	15,020.00	0.00	0.00	15,020.00
Fund: 032 - C D A FORFEITURE Surplus (Deficit):	**0.00**	**0.00**	**33.61**	**257.06**	**-257.06**
Fund: 033 - SHERIFF FORFEITURE					
Revenue	5,900.00	-40,915.57	140.18	2,410.59	-43,326.16
Expense	5,900.00	46,165.57	9,866.39	9,866.39	36,299.18
Fund: 033 - SHERIFF FORFEITURE Surplus (Deficit):	**0.00**	**-87,081.14**	**-9,726.21**	**-7,455.80**	**-79,625.34**
Fund: 034 - DISTRICT CLERK RMP					
Revenue	155,000.00	155,000.00	38,338.82	158,027.19	-3,027.19
Expense	155,000.00	155,000.00	82,304.00	222,402.63	-67,402.63
Fund: 034 - DISTRICT CLERK RMP Surplus (Deficit):	**0.00**	**0.00**	**-43,965.18**	**-64,375.44**	**64,375.44**
Fund: 035 - AMERICAN RESCUE PLAN ACT FUNDING					
Revenue	2,104,766.00	2,104,766.00	0.00	5,774.09	2,098,991.91
Expense	2,104,766.00	2,104,766.00	0.00	565,445.52	1,539,320.48
Fund: 035 - AMERICAN RESCUE PLAN ACT FUNDING Surplus (Deficit):	**0.00**	**0.00**	**0.00**	**-559,671.43**	**559,671.43**
Fund: 036 - LIBRARY FUND					
Revenue	32,600.00	32,600.00	7,965.37	39,247.29	-6,647.29
Expense	32,600.00	32,600.00	2,493.85	22,118.80	10,481.20
Fund: 036 - LIBRARY FUND Surplus (Deficit):	**0.00**	**0.00**	**5,471.52**	**17,128.49**	**-17,128.49**
Fund: 041 - PEACE OFFICER SERVICE FEES					
Revenue	0.00	0.00	3,230.25	16,880.70	-16,880.70
Expense	0.00	0.00	2,182.22	5,718.60	-5,718.60
Fund: 041 - PEACE OFFICER SERVICE FEES Surplus (Deficit):	**0.00**	**0.00**	**1,048.03**	**11,162.10**	**-11,162.10**
Fund: 042 - HAVA GRANT/CARES ACT					
Revenue	0.00	0.00	103.33	681.70	-681.70
Fund: 042 - HAVA GRANT/CARES ACT Total:	**0.00**	**0.00**	**103.33**	**681.70**	**-681.70**
Fund: 043 - JAIL INTEREST & SINKING					
Revenue	102,500.00	102,500.00	1,063.92	8,657.70	93,842.30
Expense	102,500.00	102,500.00	6,541.50	46,998.29	55,501.71
Fund: 043 - JAIL INTEREST & SINKING Surplus (Deficit):	**0.00**	**0.00**	**-5,477.58**	**-38,340.59**	**38,340.59**
Fund: 044 - COURTHOUSE SECURITY					
Revenue	136,544.00	136,544.00	27,892.73	115,365.96	21,178.04
Expense	136,544.00	136,544.00	7,654.63	56,407.57	80,136.43
Fund: 044 - COURTHOUSE SECURITY Surplus (Deficit):	**0.00**	**0.00**	**20,238.10**	**58,958.39**	**-58,958.39**
Fund: 045 - COUNTY-RMP					
Revenue	51,235.00	51,235.00	1,287.01	11,439.37	39,795.63
Expense	51,235.00	51,235.00	0.00	0.00	51,235.00
Fund: 045 - COUNTY-RMP Surplus (Deficit):	**0.00**	**0.00**	**1,287.01**	**11,439.37**	**-11,439.37**
Fund: 046 - RESTITUTION (DISTRICT CLERK)					
Revenue	0.00	0.00	749.41	9,190.74	-9,190.74
Fund: 046 - RESTITUTION (DISTRICT CLERK) Total:	**0.00**	**0.00**	**749.41**	**9,190.74**	**-9,190.74**
Fund: 047 - COUNTY-WIDE RIGHT-OF-WAY FUNDB					
Revenue	754,606.44	754,606.44	4.65	7,075.75	747,530.69
Expense	754,606.44	754,606.44	0.00	0.00	754,606.44
Fund: 047 - COUNTY-WIDE RIGHT-OF-WAY FUNDB Surplus (Deficit):	**0.00**	**0.00**	**4.65**	**7,075.75**	**-7,075.75**
Fund: 048 - EMERGENCY DISASTER RELIEF					
Revenue	955,000.00	955,000.00	-1,861.54	81,292.18	873,707.82
Expense	955,000.00	960,016.00	151,440.00	273,398.80	686,617.20
Fund: 048 - EMERGENCY DISASTER RELIEF Surplus (Deficit):	**0.00**	**-5,016.00**	**-153,301.54**	**-192,106.62**	**187,090.62**

Account Type	Original Total Budget	Current Total Budget	MTD Activity	YTD Activity	Budget Remaining
Fund: 049 - C D A TRUST					
Revenue	10,000.00	10,000.00	59.67	48,192.88	-38,192.88
Expense	10,000.00	10,000.00	0.00	47,560.00	-37,560.00
Fund: 049 - C D A TRUST Surplus (Deficit):	**0.00**	**0.00**	**59.67**	**632.88**	**-632.88**
Fund: 050 - C D A FEES					
Revenue	0.00	0.00	0.05	0.35	-0.35
Expense	0.00	0.00	0.00	80.00	-80.00
Fund: 050 - C D A FEES Surplus (Deficit):	**0.00**	**0.00**	**0.05**	**-79.65**	**79.65**
Fund: 051 - CDA STATE APPROPRIATIONS FUND					
Revenue	0.00	0.00	554.24	22,410.04	-22,410.04
Expense	0.00	0.00	3,200.54	20,729.51	-20,729.51
Fund: 051 - CDA STATE APPROPRIATIONS FUND Surplus (Deficit):	**0.00**	**0.00**	**-2,646.30**	**1,680.53**	**-1,680.53**
Fund: 052 - ALTERNATE DISPUTE RESOLUTION					
Revenue	0.00	0.00	174.45	1,150.92	-1,150.92
Fund: 052 - ALTERNATE DISPUTE RESOLUTION Total:	**0.00**	**0.00**	**174.45**	**1,150.92**	**-1,150.92**
Fund: 072 - TYLER COUNTY SEACH & RESCUE					
Revenue	0.00	0.00	0.73	4.80	-4.80
Fund: 072 - TYLER COUNTY SEACH & RESCUE Total:	**0.00**	**0.00**	**0.73**	**4.80**	**-4.80**
Fund: 073 - JUSTICE COURT TECHNOLOGY FUND					
Revenue	0.00	0.00	173.92	1,387.38	-1,387.38
Fund: 073 - JUSTICE COURT TECHNOLOGY FUND Total:	**0.00**	**0.00**	**173.92**	**1,387.38**	**-1,387.38**
Fund: 074 - HOMELAND SECURITY					
Revenue	0.00	0.00	35.40	272.66	-272.66
Fund: 074 - HOMELAND SECURITY Total:	**0.00**	**0.00**	**35.40**	**272.66**	**-272.66**
Fund: 076 - EMERGENCY OPERATIONS CENTER					
Revenue	180,359.00	180,359.00	38,508.63	155,793.71	24,565.29
Expense	180,359.00	180,522.99	12,213.42	100,662.35	79,860.64
Fund: 076 - EMERGENCY OPERATIONS CENTER Surplus (Deficit):	**0.00**	**-163.99**	**26,295.21**	**55,131.36**	**-55,295.35**
Fund: 088 - TJPC-TITLE IVE FUND					
Revenue	0.00	0.00	128.83	967.43	-967.43
Fund: 088 - TJPC-TITLE IVE FUND Total:	**0.00**	**0.00**	**128.83**	**967.43**	**-967.43**
Fund: 089 - TYLER COUNTY NUTRITION CENTER					
Revenue	257,615.00	257,615.00	30,432.73	152,766.89	104,848.11
Expense	257,615.00	266,755.00	15,933.91	144,136.37	122,618.63
Fund: 089 - TYLER COUNTY NUTRITION CENTER Surplus (Deficit):	**0.00**	**-9,140.00**	**14,498.82**	**8,630.52**	**-17,770.52**
Fund: 093 - PAYROLL ACCOUNT					
Revenue	0.00	0.00	0.00	158.93	-158.93
Expense	0.00	0.00	0.00	158.93	-158.93
Fund: 093 - PAYROLL ACCOUNT Surplus (Deficit):	**0.00**	**0.00**	**0.00**	**0.00**	**0.00**
Fund: 096 - CHILD WELFARE BOARD FUND					
Revenue	0.00	0.00	42.43	594.49	-594.49
Fund: 096 - CHILD WELFARE BOARD FUND Total:	**0.00**	**0.00**	**42.43**	**594.49**	**-594.49**
Fund: 097 - CHILD SAFETY FUND					
Revenue	51,443.00	51,443.00	2,360.00	58,855.48	-7,412.48
Expense	51,443.00	51,443.00	-3,408.23	35,083.17	16,359.83
Fund: 097 - CHILD SAFETY FUND Surplus (Deficit):	**0.00**	**0.00**	**5,768.23**	**23,772.31**	**-23,772.31**
Fund: 101 - SUPPLEMENT COURT QUARDIANSHIP					
Revenue	0.00	0.00	270.13	2,286.11	-2,286.11
Fund: 101 - SUPPLEMENT COURT QUARDIANSHIP Total:	**0.00**	**0.00**	**270.13**	**2,286.11**	**-2,286.11**
Fund: 103 - DISTRICT COURT CRIMINAL TECHNOLOGY FUND					
Revenue	0.00	0.00	132.12	1,088.27	-1,088.27
Fund: 103 - DISTRICT COURT CRIMINAL TECHNOLOGY FUND Total:	**0.00**	**0.00**	**132.12**	**1,088.27**	**-1,088.27**

Account Type	Original Total Budget	Current Total Budget	MTD Activity	YTD Activity	Budget Remaining
Fund: 105 - CDBG GLO-22-119-009-D419					
Revenue	0.00	0.00	0.00	480,741.29	-480,741.29
Fund: 105 - CDBG GLO-22-119-009-D419 Total:	**0.00**	**0.00**	**0.00**	**480,741.29**	**-480,741.29**
Fund: 107 - CDBG LOCAL BUYOUT/AQUISITION PROGRAM					
Revenue	0.00	0.00	0.00	0.27	-0.27
Fund: 107 - CDBG LOCAL BUYOUT/AQUISITION PROGRAM Total:	**0.00**	**0.00**	**0.00**	**0.27**	**-0.27**
Fund: 111 - COURTHOUSE RESTORATION					
Revenue	500,000.00	500,000.00	3,808.94	32,864.70	467,135.30
Expense	500,000.00	500,000.00	0.00	400.00	499,600.00
Fund: 111 - COURTHOUSE RESTORATION Surplus (Deficit):	**0.00**	**0.00**	**3,808.94**	**32,464.70**	**-32,464.70**
Fund: 112 - LEGISLATIVE SERVICES					
Revenue	10,500.00	10,500.00	2,993.34	13,078.13	-2,578.13
Expense	10,500.00	10,500.00	0.00	0.00	10,500.00
Fund: 112 - LEGISLATIVE SERVICES Surplus (Deficit):	**0.00**	**0.00**	**2,993.34**	**13,078.13**	**-13,078.13**
Fund: 113 - CIVIL FEES (ADULT PROBATION)					
Revenue	0.00	0.00	3.72	24.57	-24.57
Fund: 113 - CIVIL FEES (ADULT PROBATION) Total:	**0.00**	**0.00**	**3.72**	**24.57**	**-24.57**
Fund: 114 - ELECTED OFFICIALS FUND					
Revenue	0.00	0.00	500.00	30,214,110.84	-30,214,110.84
Expense	0.00	0.00	15,500.00	29,177,224.72	-29,177,224.72
Fund: 114 - ELECTED OFFICIALS FUND Surplus (Deficit):	**0.00**	**0.00**	**-15,000.00**	**1,036,886.12**	**-1,036,886.12**
Fund: 115 - GRANT GLO 24-065-046-E538 STATE MID					
Revenue	0.00	0.00	0.00	1,608,981.72	-1,608,981.72
Expense	0.00	0.00	0.00	1,608,981.72	-1,608,981.72
Fund: 115 - GRANT GLO 24-065-046-E538 STATE MID Surplus (Deficit):	**0.00**	**0.00**	**0.00**	**0.00**	**0.00**
Fund: 116 - GRANT GLO 24-065-047-E539 HUD MID					
Revenue	0.00	0.00	1,230,663.40	2,940,349.81	-2,940,349.81
Expense	0.00	0.00	1,161,768.40	2,877,554.81	-2,877,554.81
Fund: 116 - GRANT GLO 24-065-047-E539 HUD MID Surplus (Deficit):	**0.00**	**0.00**	**68,895.00**	**62,795.00**	**-62,795.00**
Total Surplus (Deficit):	**0.00**	**-113,341.69**	**-1,217,819.32**	**7,198,998.22**	

Fund Summary

Fund	Original Total Budget	Current Total Budget	MTD Activity	YTD Activity	Budget Remaining
010 - GENERAL FUND	0.00	-6,084.73	-768,503.34	4,057,879.39	-4,063,964.12
015 - RESTITUTION - COUNT	0.00	0.00	0.00	153.28	-153.28
020 - GENERAL ROAD & BRID	0.00	0.00	0.00	0.00	0.00
021 - ROAD & BRIDGE I	0.00	-568.00	-114,308.81	419,260.49	-419,828.49
022 - ROAD & BRIDGE II	0.00	-879.81	-161,196.67	478,651.42	-479,531.23
023 - ROAD & BRIDGE III	0.00	-1,516.02	-69,983.07	584,084.74	-585,600.76
024 - ROAD & BRIDGE IV	0.00	-1,418.00	-42,721.40	534,061.27	-535,479.27
025 - TYLER CO AIRPORT	0.00	0.00	-5,108.06	36,602.48	-36,602.48
026 - TYLER CO. RODEO ARE	0.00	0.00	10,779.08	28,737.88	-28,737.88
027 - MIT HAZARD MITIGATI	0.00	0.00	0.00	10,000.00	-10,000.00
028 - ECONOMIC DEVELOPM	0.00	-1,474.00	2,805.42	8,768.47	-10,242.47
029 - BENEVOLENCE FUND	0.00	0.00	274.18	880.49	-880.49
030 - DIST CL'K STATE APPRO	0.00	0.00	175.97	1,355.11	-1,355.11
031 - COUNTY CLERK RMP	0.00	0.00	7,867.54	61,109.39	-61,109.39
032 - C D A FORFEITURE	0.00	0.00	33.61	257.06	-257.06
033 - SHERIFF FORFEITURE	0.00	-87,081.14	-9,726.21	-7,455.80	-79,625.34
034 - DISTRICT CLERK RMP	0.00	0.00	-43,965.18	-64,375.44	64,375.44
035 - AMERICAN RESCUE PL	0.00	0.00	0.00	-559,671.43	559,671.43
036 - LIBRARY FUND	0.00	0.00	5,471.52	17,128.49	-17,128.49
041 - PEACE OFFICER SERVIC	0.00	0.00	1,048.03	11,162.10	-11,162.10
042 - HAVA GRANT/CARES A	0.00	0.00	103.33	681.70	-681.70
043 - JAIL INTEREST & SINKIN	0.00	0.00	-5,477.58	-38,340.59	38,340.59
044 - COURTHOUSE SECURIT	0.00	0.00	20,238.10	58,958.39	-58,958.39
045 - COUNTY-RMP	0.00	0.00	1,287.01	11,439.37	-11,439.37
046 - RESTITUTION (DISTRIC	0.00	0.00	749.41	9,190.74	-9,190.74
047 - COUNTY-WIDE RIGHT-	0.00	0.00	4.65	7,075.75	-7,075.75
048 - EMERGENCY DISASTER	0.00	-5,016.00	-153,301.54	-192,106.62	187,090.62
049 - C D A TRUST	0.00	0.00	59.67	632.88	-632.88
050 - C D A FEES	0.00	0.00	0.05	-79.65	79.65
051 - CDA STATE APPROPRIA	0.00	0.00	-2,646.30	1,680.53	-1,680.53
052 - ALTERNATE DISPUTE RE	0.00	0.00	174.45	1,150.92	-1,150.92
072 - TYLER COUNTY SEACH	0.00	0.00	0.73	4.80	-4.80
073 - JUSTICE COURT TECHN	0.00	0.00	173.92	1,387.38	-1,387.38
074 - HOMELAND SECURITY	0.00	0.00	35.40	272.66	-272.66
076 - EMERGENCY OPERATIO	0.00	-163.99	26,295.21	55,131.36	-55,295.35
088 - TJPC-TITLE IVE FUND	0.00	0.00	128.83	967.43	-967.43
089 - TYLER COUNTY NUTRIT	0.00	-9,140.00	14,498.82	8,630.52	-17,770.52
093 - PAYROLL ACCOUNT	0.00	0.00	0.00	0.00	0.00
096 - CHILD WELFARE BOAR	0.00	0.00	42.43	594.49	-594.49
097 - CHILD SAFETY FUND	0.00	0.00	5,768.23	23,772.31	-23,772.31
101 - SUPPLEMENT COURT Q	0.00	0.00	270.13	2,286.11	-2,286.11
103 - DISTRICT COURT CRIMI	0.00	0.00	132.12	1,088.27	-1,088.27
105 - CDBG GLO-22-119-009-	0.00	0.00	0.00	480,741.29	-480,741.29
107 - CDBG LOCAL BUYOUT/	0.00	0.00	0.00	0.27	-0.27
111 - COURTHOUSE RESTOR	0.00	0.00	3,808.94	32,464.70	-32,464.70
112 - LEGISLATIVE SERVICES	0.00	0.00	2,993.34	13,078.13	-13,078.13
113 - CIVIL FEES (ADULT PRO	0.00	0.00	3.72	24.57	-24.57
114 - ELECTED OFFICIALS FU	0.00	0.00	-15,000.00	1,036,886.12	-1,036,886.12
115 - GRANT GLO 24-065-04	0.00	0.00	0.00	0.00	0.00
116 - GRANT GLO 24-065-04	0.00	0.00	68,895.00	62,795.00	-62,795.00
Total Surplus (Deficit):	**0.00**	**-113,341.69**	**-1,217,819.32**	**7,198,998.22**	

Section 6

Signatures/Approvals

Respectfully Submitted,

Leann Monk, Tyler County Treasurer

This report is made in accordance with the provisions of Gov. Code 2256, The Public Funds Investment Act, which requires quarterly reporting of investment transactions for county funds to the Commissioner's Court. The investments held in Tyler County's portfolio comply with the County's Investment Policy and Strategies.

SWORN AND SUBSCRIBED before me by, Hon. Milton Powers, County Judge; Hon. Joe Blacksher, Commissioner Pct. 1; Hon. Doug Hughes, Commissioner Pct. 2; Hon. Michael Marshall, Commissioner Pct. 3; Hon. Donna Hudson, Commissioner Pct. 4, County Commissioners' Court of Tyler County Woodville, Texas each and respectively, on the 13th day of October, A.D., 2026.

Janet Brown

Janet Brown, Tyler County Clerk

WITNESS OUR HANDS, officially this 13th day of October A.D., 2026. Contents of this report reflect the reporting dates of 08/01/2026 – 08/31/2026.

Milton Powers, Tyler County Judge

Joseph P. Blacksher

Joe Blacksher, Tyler County Commissioner, Pct. 1

Doug Hughes, Tyler County Commissioner, Pct. 2

Mike Marshall, Tyler County Commissioner, Pct. 3

Donna Hudson, Tyler County Commissioner, Pct. 4